

SAMANCTA – eLearning module

This easy-to-use eLearning module is one of the courses from an extensive EU eLearning programme for Customs and Tax.

This course guides you through the online quick reference support tool intended to provide a guideline for sampling goods for customs and tax purposes: **SAMANCTA (Sampling Manual for Customs and Tax Authorities)**.

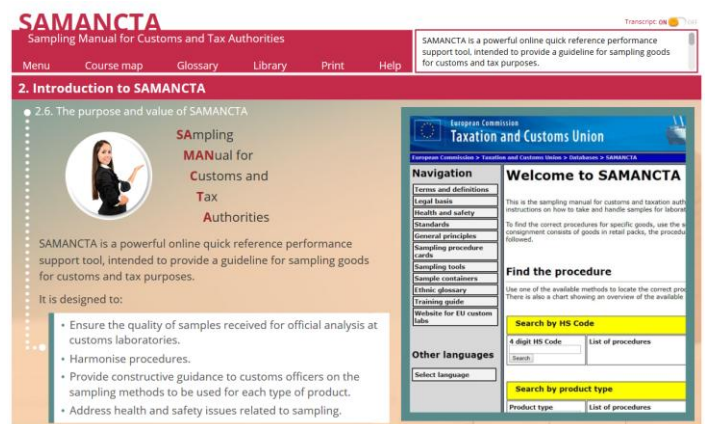
SAMANCTA is designed to harmonise procedures for samples taking, provides constructive guidance to customs officers on the sampling methods, address health and safety issues.

The benefits of using SAMANCTA are to maintain a **high level of quality and consistency in the samples taken**, ensure every sample meets the requirements for official testing purposes, **create a standard approach for the labelling, storage and transportation of samples**, and ensure the chain of evidence is not broken as everyone follows the same sampling plan.

To fully benefit of the potential of this course, we recommend to integrate the course in your own training programme and to develop a full blended learning programme.

Target audience

Customs and Tax officers of national authorities.



As the course contains sensitive information, it is only available for national customs and tax administrations.

Learning objectives

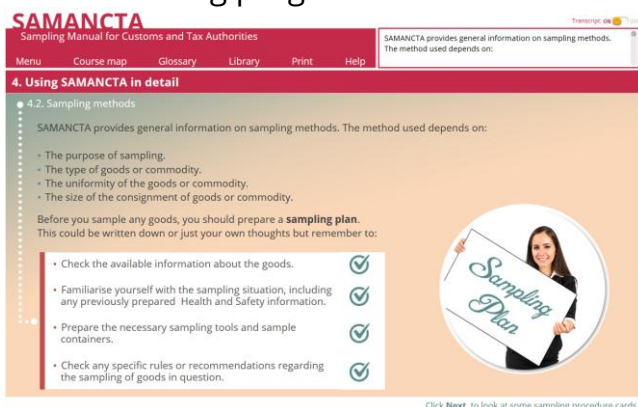
By the end of this course, you will be able to:

- understand the purpose and legal relevance of SAMANCTA,
- understand in detail how to use SAMANCTA and its sampling procedures
- learn to navigate through SAMANCTA,
- identify the importance of health and safety precaution.

You will also be able to confidently use SAMANCTA depending on your role.

Course duration

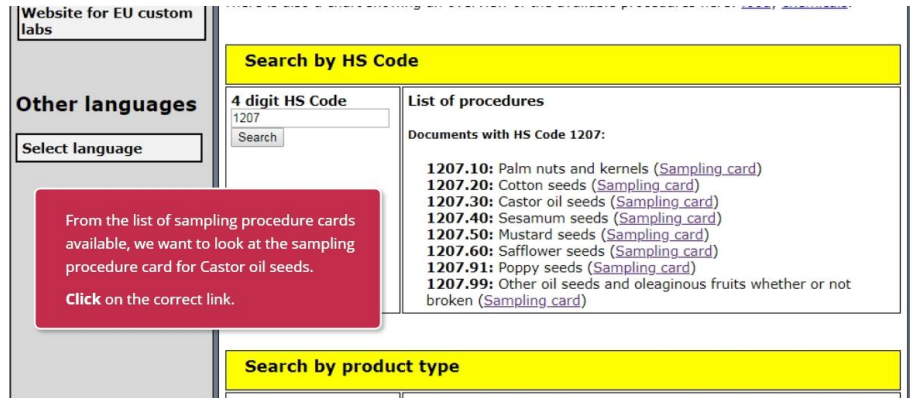
The course takes 1,30 hours.



Click Next to look at some sampling procedure cards.

4. Using SAMANCTA in detail

● 4.15. Sampling procedure card - guide me



Particularities of this course

This course is focused on demonstration methods: show-me, try-me.

It features activities used for presenting how the tool works, or how it should be used. They consist of step-by-step demonstrations with precise explanations for each of the actions presented.

According to the complexity of the component, either a show-me or a try-me type of activity is used.

You may interrupt your course. When reopening the course you can resume where you have left the course off. The completed sections are indicated in blue in the menu.

Beside the menu, a course map allows you to quickly access to the sections and subsections. The course map is placed in the upper toolbar of the course.

Available languages

The course is available in English.

Consult the table on the [EUROPA](#) website for the availability of further EU language versions.

How to start and use this eLearning course?

The eLearning module is free to download and are easy to use.

- Freely download the eLearning module using the [download form](#).
- Select the eLearning in the drop down menu.
- You have the choice between 'non-SCORM' (iso, exe, html/html5) and 'SCORM' (for LMS systems).
- Read the Quick Start Guide available in the downloaded zip folder. It explains how to install the courses to your system.
- Using the course does not require a high level of information technology skills from the learners.
- In case of technical issues contact first your local administrator. If the problem persists, send the description (including screenshots) to taxud-elearning@ec.europa.eu

**Contact: DG TAXUD / E3
Management of Programmes & EU training**
taxud-elearning@ec.europa.eu

https://ec.europa.eu/taxation_customs/eu-training/general-overview_en