





Breakdown of number of cases registered and number of articles seized by product type - SWEDEN 2001



Product description	Number of cases registered by customs	%	Number of articles seized	%	Comparison 2000-2001 in % by articles seized
Foodstuffs, alcoholic and other drinks					
Perfumes and cosmetics					
Clothing and accessories	28	48%	53.516	80%	+4%
a) Sportswear	8	29%	8.162	15%	+1573%
b) Other clothing (ready-to-wear, etc.)	16	57%	12.464	23%	-76%
c) Clothing accessories (bags, sunglasses, ...)	4	14%	32.890	62%	+32840%
Electrical equipment	9	15%	2.574	4%	-40%
Computer equipment (computers, screens ...)					
CD (audio, games, software), DVD, cassettes ..	3	5%	460	1%	-90%
Watches and jewellery					
Toys and games	2	4%	758	1%	+758%
Other goods (medicine, car parts ...)	16	28%	9.847	15%	+174%
TOTAL Sweden	58	100%	67.155	100%	+5%



Breakdown by origin/provenance by product type




expressed as % - SWEDEN 2001

1.	Foodstuffs, alcoholic and other drinks									
2.	Perfumes and cosmetics									
3.	Clothing and accessories		Thailand 43%	China 28%	Sri Lanka 11%	Turkey 7%	India 7%	Poland 4%		
	a.	Sportswear	Thailand 37,5%	China 37,5%	Turkey 12,5%	Sri Lanka 12,5%				
	b.	Other clothing (read-to-wear ...)	Thailand 50%	India 12,5%	Sri Lanka 12,5%	China 12,5%	Poland 6,25%	Turkey 6,25%		
	c.	Clothing accessories (bags, sunglasses ...)	China 75%	Thailand 25%						
4.	Electrical equipment		China 56%	Thailand 22%	Taiwan 11%	Hong Kong 11%				
5.	Computer articles (computers, screens ...)									
6.	CD (audio, games, software), DVD, cassettes ...		Thailand 100%							
7.	Watches - Jewellery									
8.	Toys and games		Vietnam 50%	Thailand 50%						
9.	Other goods (medicines, car parts etc.)		Thailand 37,5%	China 31%	Hong Kong 19%	Taiwan 12,5%				
TOTAL Sweden			Thailand 41%	China 31%	Sri Lanka 10%	India 7%	Hong Kong 7%	Taiwan 4%		



**Breakdown by rightholders and product type
expressed as % - SWEDEN 2001**



1.	Foodstuffs, alcoholic and other drinks									
2.	Perfumes and cosmetics									
3.	Clothing and accessories		Disney 14%	Adidas 11%	Nike 11%	Lacoste 7%	Guess 7%	T. Warner 7%	W. Bross 3,5%	Others 39,5%
	a.	Sportswear	Adidas 37,5%	Nike 37,5%	Elesse 12,5%	CCM 12,5%				
	b.	Other clothing (ready-to-wear ...)	Disney 19%	Lacoste 12,5%	Guess 12,5%	T. Warner 12,5%	H. Boss 6,25%	Champion 6,25%	T. Hilfiger 6,25%	Others 24,75%
	c.	Clothing accessories (bags, sunglasses ...)	Fila 25%	Disney 25%	L. Vuitton 25%	Rockport 25%				
4.	Electrical equipment		Nokia 67%	H. Barbera 11%	Disney 11%	T. Warner 11%				
5.	Computer equipment (computers, screens ...)									
6.	CD (audio, games, software) DVD, cassettes ...		Egmont 66,66%	Sony 33,33%						
7.	Watches and jewellery									
8.	Toys and games		Disney 50%	T. Warner 50%						
9.	Other goods (medicine, car parts ...)		Nokia 62,5%	Disney 25%	Ericsson 6,25%	T. Warner 6,25%				
TOTAL Sweden			Nokia 28%	Disney 24%	T. Warner 9%	Adidas 5%	Nike 5%	Lacoste 3%	Guess 3%	Others 23%