



# 2003



*Breakdown of number of cases registered and number of articles seized by product type  
Portugal - 2003*

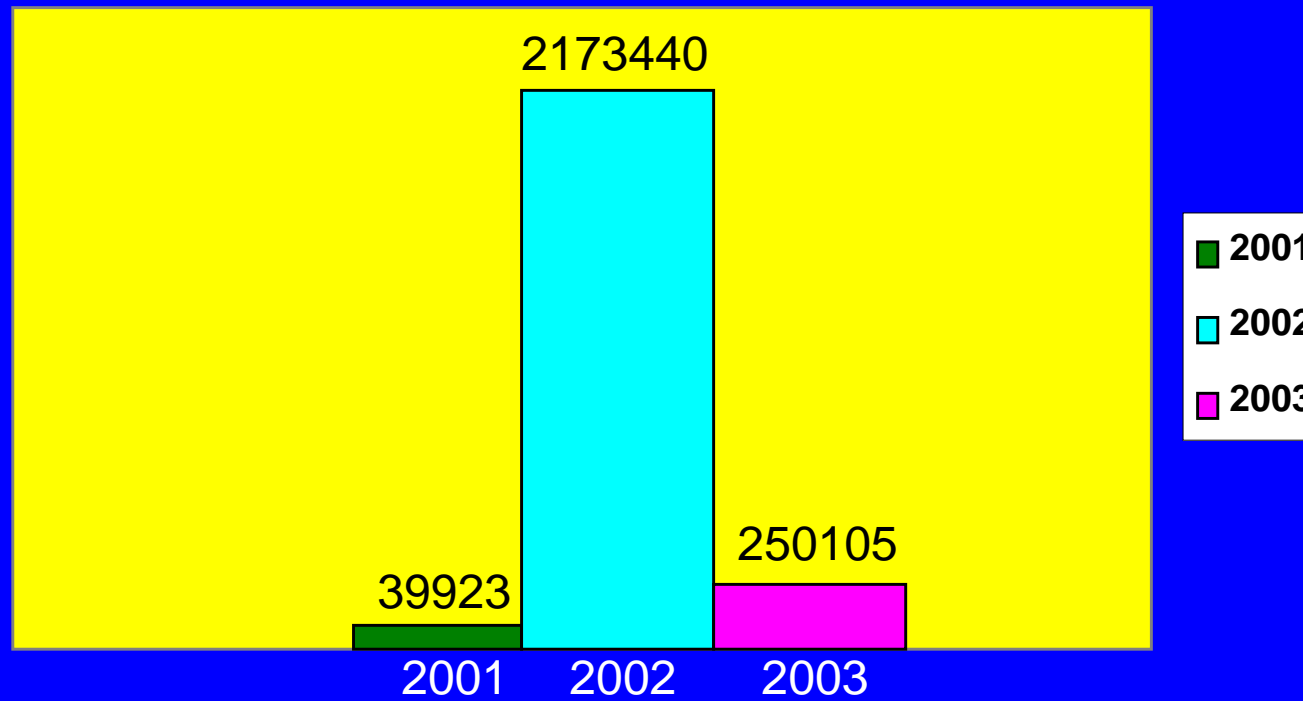
Product type	Number of cases registered by customs	%	Number of articles seized	%	Comparison 2002-2003 in % by articles seized
<b>Foodstuffs, alcoholic and other drinks</b>	--	--	--	--	<b>-23609%</b>
<b>Perfumes and cosmetics</b>	--	--	--	--	--
<b>Clothing and accessories</b>	<b>20</b>	<b>32</b>	<b>75269</b>	<b>30</b>	<b>-90%</b>
a) Sportswear	2	10	94	10	-98%
b) Other clothing (ready-to-wear, ...)	5	25	20281	27	-97%
c) Clothing accessories (bags, sunglasses, ...)	13	65	54894	73	+1858%
<b>Electrical equipment</b>	<b>18</b>	<b>29</b>	<b>86904</b>	<b>35</b>	<b>+101%</b>
<b>Computer equipment</b> (computers, screens, ...)	<b>3</b>	<b>5</b>	<b>1796</b>	<b>1</b>	<b>-76%</b>
<b>CD</b> (audio, games, software, etc.), <b>DVD, cassettes...</b>	<b>2</b>	<b>3</b>	<b>38640</b>	<b>15</b>	<b>+38640%</b>
<b>Watches and jewellery</b>	<b>8</b>	<b>13</b>	<b>59</b>	<b>11</b>	<b>-97%</b>
<b>Toys and games</b>	<b>7</b>	<b>11</b>	<b>39515</b>	<b>16</b>	<b>+39515%</b>
<b>Other goods</b>	<b>5</b>	<b>8</b>	<b>7922</b>	<b>3</b>	<b>-99%</b>
<b>Cigarettes</b>					--
<b>TOTAL</b>	<b>63</b>	<b>100 %</b>	<b>250105</b>	<b>100 %</b>	<b>-88%</b>



2003



## Evolution of the number of articles seized between 2001-2003-Portugal





2003

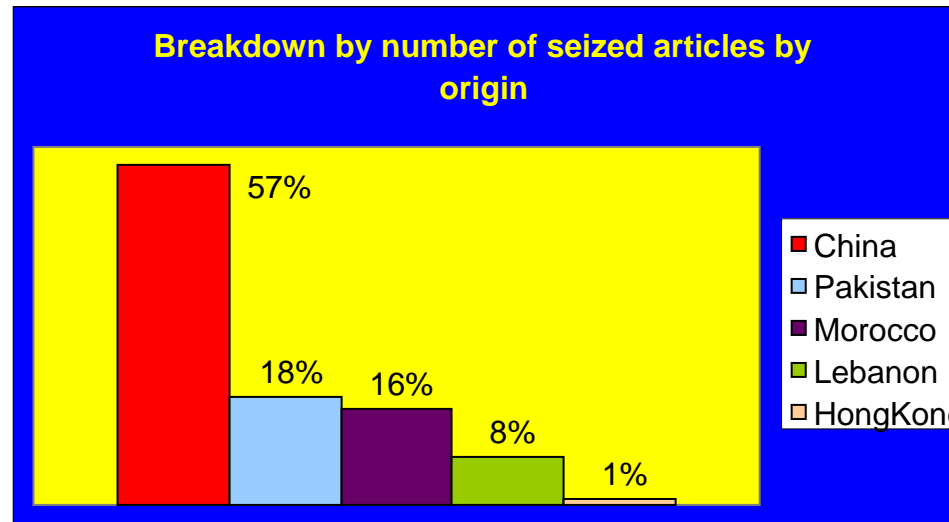
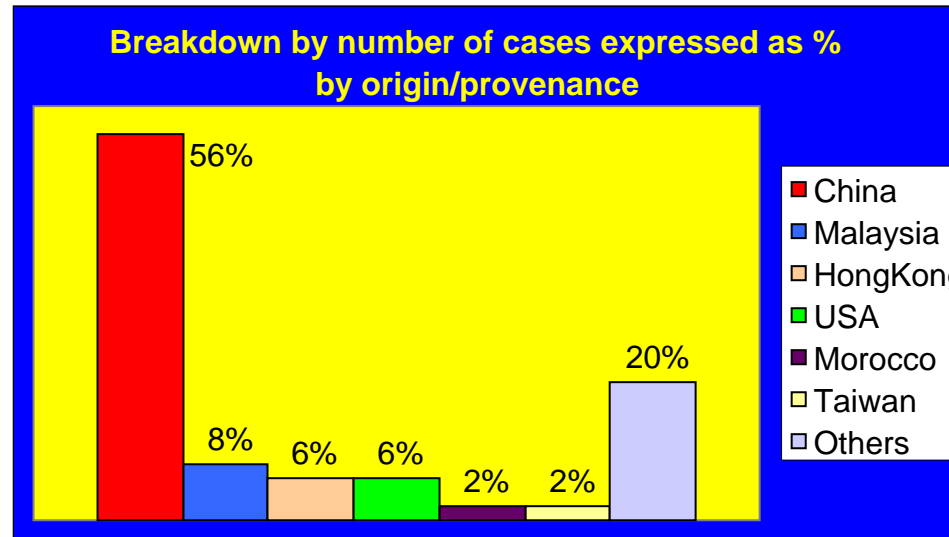


*Breakdown by number of cases expressed as % by origin/provenance and by product type  
Portugal - 2003*

<b>Foodstuffs, alcoholic and other drinks</b>	-							
<b>Perfumes and cosmetics</b>	-							
<b>Clothing and accessories</b>	<b>China</b> 25%	<b>Thailand</b> 15%	<b>Malaysia</b> 10%	<b>HongKong</b> 5%	<b>USA</b> 5%	<b>Korea</b> 5%	<b>Morocco</b> 5%	<b>Others</b> 30%
a) Sportswear	HongKong 50%	USA 50%						
b) Other clothing (ready-to-wear, ...)	Korea 20%	Lebanon 20%	Portugal 20%	Morocco 20%	Pakistan 20%			
c) Clothing accessories (bags, sunglasses, ...)	Thailand 23%	Malaysia 15%						
<b>Electrical equipment</b>	<b>China</b> 89%	<b>HongKong</b> 11%						
<b>Computer equipment</b> (computers, screens, ...)	<b>China</b> 67%	<b>Morocco</b> 33%						
<b>CD</b> (audio, games, software, etc.), <b>DVD</b> , <b>cassettes...</b>	<b>Malaysia</b> 50%	<b>Taiwan</b> 50%						
<b>Watches and jewellery</b>	<b>USA</b> 38%	<b>Malaysia</b> 25%	<b>China</b> 25%	<b>HongKong</b> 12%				
<b>Toys and games</b>	<b>China</b> 100%							
<b>Other goods</b>	<b>China</b> 60%	<b>Malaysia</b> 20%	<b>Pakistan</b> 20%					
<b>Cigarettes</b>	-							
<b>TOTAL</b>	<b>China</b> 56%	<b>Malaysia</b> 8%	<b>HongKong</b> 6%	<b>USA</b> 6%	<b>Morocco</b> 2%	<b>Taiwan</b> 2%	<b>Netherlands</b> 2%	<b>Others</b> 15%



2003





2003



*Breakdown by number of cases expressed as % by right holder and by product type  
Portugal - 2003*

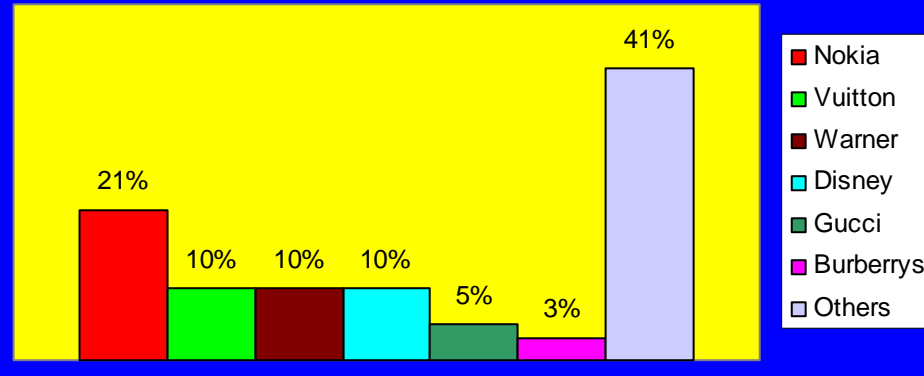
<b>Foodstuffs, alcoholic and other drinks</b>	-							
<b>Perfumes and cosmetics</b>	-							
<b>Clothing and accessories</b>	VUITTON 30%	GUCCI 15%	EURO 2004- 15%	BURBERRYS 10%	NIKE 10%	TOD'S 5%	REEBOK 5%	OTHERS 10%
a) Sportswear	NIKE 100%							
b) Other clothing (ready-to-wear, ...)	UNITFEAT. 20%	ED.ALBERT 20%	REEBOK 20%	LEVIS 20%	GOODYEAR 20%			
c) Clothing accessories (bags, sunglasses, ...)	VUITTON 46%	GUCCI 23%	EURO 2004- 15%	TODS 8%	BURBERRYS 8%			
<b>Electrical equipment</b>	NOKIA 56%	SIEMENS 17%	WARNER 11%	DAIMLER 6%	SONY 6%	BURBERRYS 4%		
<b>Computer equipment</b> (computers, screens, ...)	HP 33,3%	EPSON 33,3%	NOKIA 33,3%					
<b>CD</b> (audio, games, software, etc.), <b>DVD</b> , <b>cassettes...</b>	MPA 100%							
<b>Watches and jewellery</b>	NIKE 50%	ROLEX 50%						
<b>Toys and games</b>	DINSEY 70%	EAGLE J. 14%	DIVERS 16%					
<b>Other goods</b>	NOKIA 40%	MERCEDES 20%	DISNEY 20%	WARNER 20%				
<b>Cigarettes</b>	-							
<b>TOTAL</b>	<b>NOKIA 21%</b>	<b>VUITTON 10%</b>	<b>WARNER 10%</b>	<b>DISNEY 10%</b>	<b>GUCCI 5%</b>	<b>BURBERRYS 3%</b>	<b>NIKE 3%</b>	<b>OTHERS 37%</b>



2003



Breakdown by number of cases and by trademark-Portugal 2003



Breakdown by number of articles seized and by trademark-Portugal 2003

