

Customs Decisions System -CDS eLearning module

This easy-to-use eLearning module is one of the courses from an extensive UCC EU eLearning programme.

On the one hand, this course guides you through the **set-up and implementation of the CDS** in line with the provisions defined in the UCC.

On the other hand, upon completion of the course, you will be able to confidently use the **CDS** in accordance with your role.

To fully benefit of the potential of this course, we recommend to integrate the course in your own training programme and to develop a full blended learning programme.

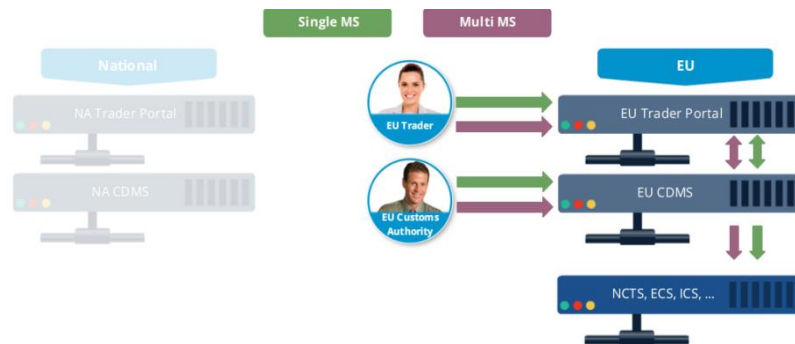
Target audience

Customs professionals in the **public and private sector** from the **EU** dealing with customs decisions related to one of the 22 authorisations as defined in the UCC..

Available languages

The course is available in English.

Consult the table on the [EUROPA](#) website for the availability of further EU language versions..



Learning objectives

By the end of this course, you will have learned about:


- the scope of the CDS,
- the set-ups of the CDS (central, combined and hybrid) and
- the transitional provisions

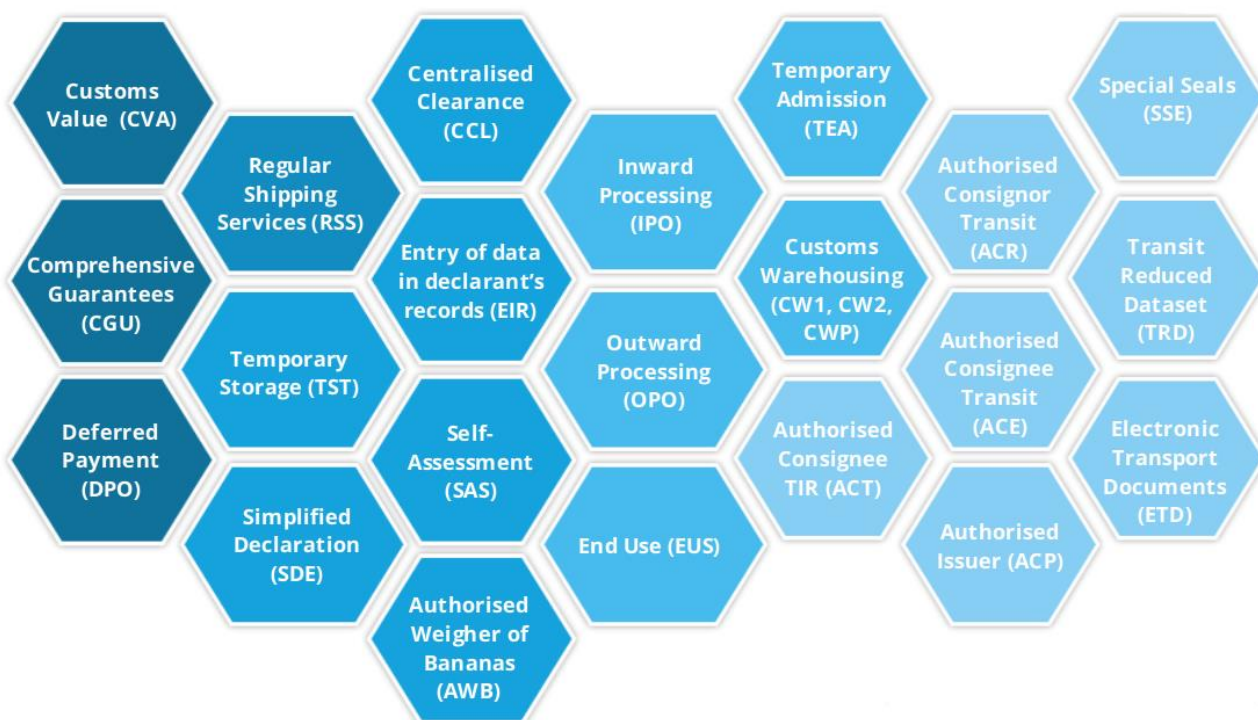
You will have reviewed the customs decision process flow.

And you will also be able to confidently use the CDS depending on your role.

Course duration

The course takes 1 to 2 hours depending on your role in the customs decision process flows.





Particularities of this course

This course is designed to address the needs of both traders and customs officers.

The sections 1 to 3 (course introduction, CDS set-ups and the customs decision process flow) are common to all.

Sections 4 to 6 (case story, hands-on activities and assessment) offer you tailored content in function of your profile: trader or customs officer.

General features

You may interrupt your course. When reopening the course you can resume where you have left the course off. The completed sections are indicated in blue in the menu.

Beside the menu, a course map allows you to quickly access to the sections and subsections. The course map is placed in the upper toolbar of the course.

A course summary of the most relevant information is available in a printable format in the course

How to start and use these eLearning courses?

- Freely download the eLearning module using the [download form](#).
- Select the eLearning in the drop down menu.
- You have the choice between 'non-SCORM' (iso, exe, html/html5) and 'SCORM' (for LMS systems).
- Read the Quick Start Guide available in the downloaded zip folder. It explains how to install the courses to your system.
- Using the course does not require a high level of information technology skills from the learners.
- In case of technical issues contact first your local administrator. If the problem persists, send the description (including screenshots) to taxud-elearning@ec.europa.eu

**Contact: DG TAXUD / R3
Management of Programmes & EU training**

taxud-elearning@ec.europa.eu

http://ec.europa.eu/taxation_customs/common/elearning/ucc/index_en.htm