




# 2003




*Breakdown of number of cases registered and number of articles seized by product type  
Finland 2003*

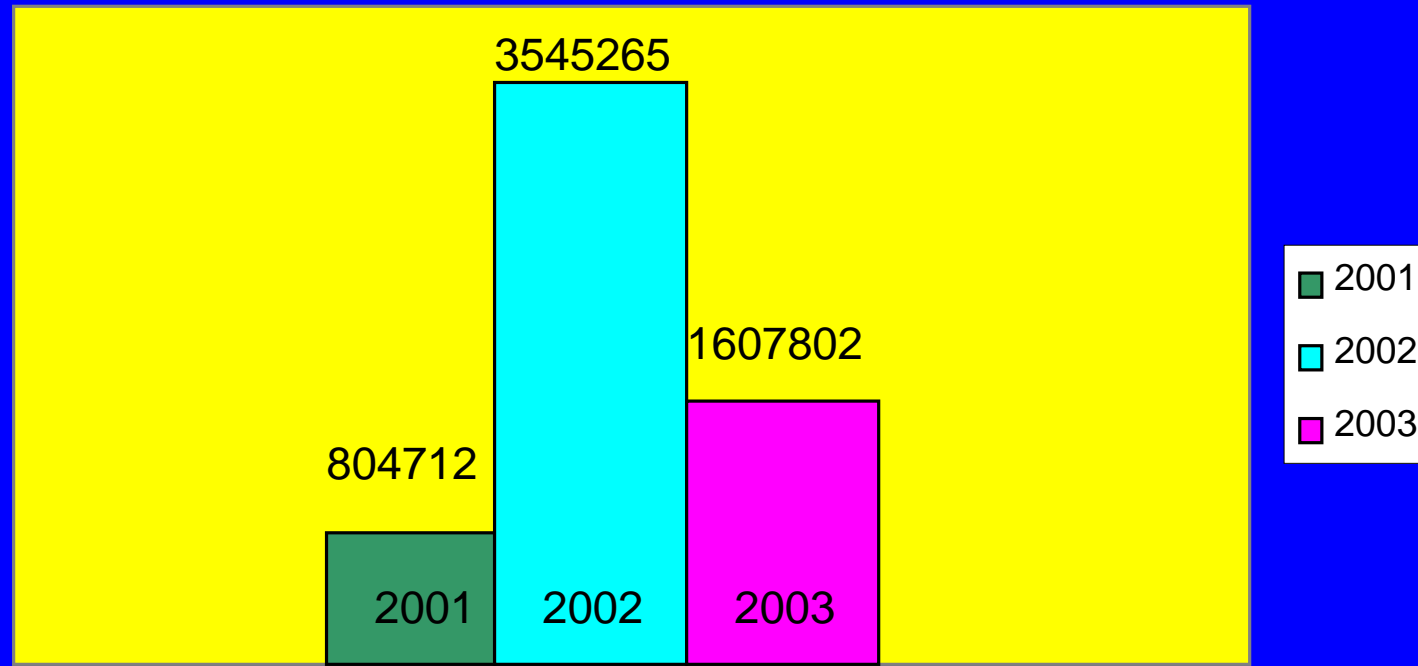
Product type	Number of cases registered by customs	%	Number of articles seized	%	Comparison 2002-2003 in % by articles seized
<b>Foodstuffs, alcoholic and other drinks</b>	<b>0</b>	<b>0</b>	<b>0</b>	<b>0</b>	<b>--</b>
<b>Perfumes and cosmetics</b>	<b>10</b>	<b>5,9</b>	<b>42552</b>	<b>2,6</b>	<b>+42552%</b>
<b>Clothing and accessories</b>	<b>100</b>	<b>58,8</b>	<b>583950</b>	<b>36,3</b>	<b>-36%</b>
a) Sportswear	13	13	70401	12,1	+174%
b) Other clothing (ready-to-wear, ...)	49	49	221418	37,9	+53%
c) Clothing accessories (bags, sunglasses, ...)	38	38	292131	50	-61%
<b>Electrical equipment</b>	<b>14</b>	<b>8,2</b>	<b>41774</b>	<b>2,6</b>	<b>-65%</b>
<b>Computer equipment</b> (computers, screens, ...)	<b>1</b>	<b>0,6</b>	<b>7240</b>	<b>0,5</b>	<b>+7240%</b>
<b>CD</b> (audio, games, software, etc.), <b>DVD, cassettes...</b>	<b>13</b>	<b>7,6</b>	<b>4076</b>	<b>0,3</b>	<b>-88%</b>
<b>Watches and jewellery</b>	<b>1</b>	<b>0,6</b>	<b>3600</b>	<b>0,2</b>	<b>+709%</b>
<b>Toys and games</b>	<b>18</b>	<b>10,6</b>	<b>512200</b>	<b>31,9</b>	<b>+826%</b>
<b>Other goods</b>	<b>12</b>	<b>7,1</b>	<b>390420</b>	<b>24,3</b>	<b>-76%</b>
<b>Cigarettes</b>	<b>1</b>	<b>0,6</b>	<b>21990</b>	<b>1,4</b>	<b>-97%</b>
<b>TOTAL</b>	<b>170</b>	<b>100 %</b>	<b>1607802</b>	<b>100 %</b>	<b>-55%</b>



2003




Evolution of the number of seized articles between 2001-2003  
Finland





2003

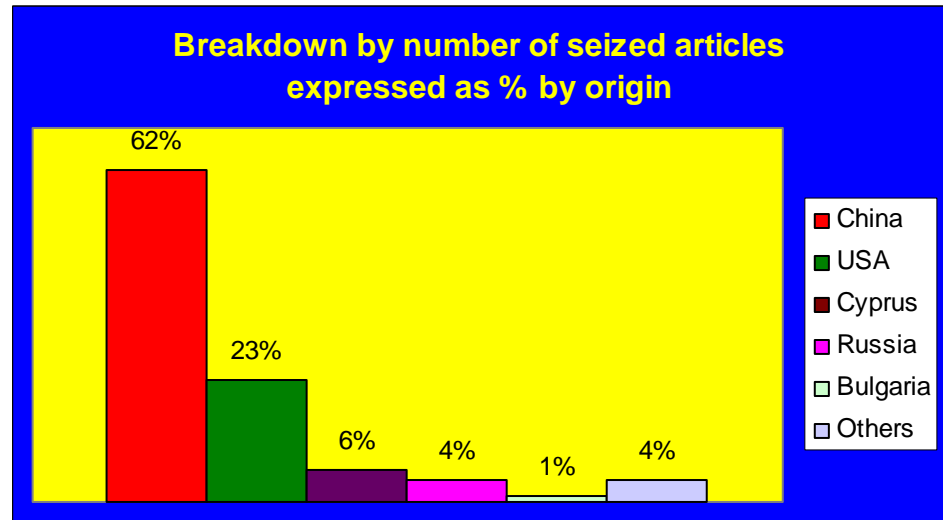
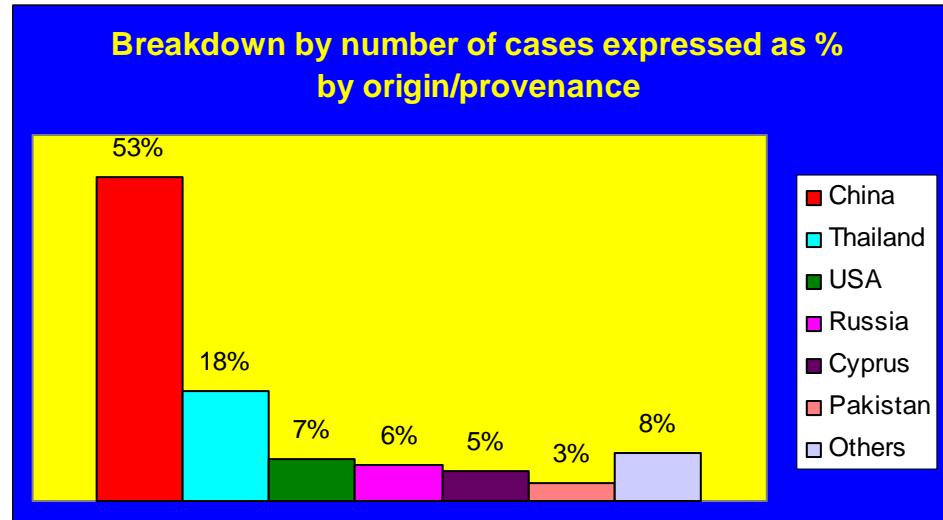



*Breakdown by number of cases expressed as % by origin/provenance and by product type  
Finland 2003*

<b>Foodstuffs, alcoholic and other drinks</b>	-							
<b>Perfumes and cosmetics</b>	Russia 100%							
<b>Clothing and accessories</b>	China 54%	Thailand 25%	Cyprus 8%	Pakistan 5%	Bulgaria 2%	USA 2%	Turkey 1%	Others 3%
a) Sportswear	China 27,5%	Cyprus 27,5%	Pakistan 18%	Thailand 9%	Lithuania 9%	USA 9%		
b) Other clothing (ready-to-wear, ...)	Thailand 43%	China 35%	Cyprus 8%	Pakistan 6%	Bulgaria 4%	Turkey 2%	USA 2%	
c) Clothing accessories (bags, sunglasses, ...)	China 75%	Thailand 9%	Finland 8%	Cyprus 8%				
<b>Electrical equipment</b>	China 60%	Taiwan 20%	UAE 20%					
<b>Computer equipment</b> (computers, screens, ...)	China 100%							
<b>CD</b> (audio, games, software, etc.), <b>DVD</b> , <b>cassettes...</b>	China 100%							
<b>Watches and jewellery</b>	Korea 100%							
<b>Toys and games</b>	China 73%	USA 27%						
<b>Other goods</b>	China 43%	USA 43%	Russia 14%					
<b>Cigarettes</b>	Russia 100%							
<b>TOTAL</b>	<b>China 53%</b>	<b>Thailand 18%</b>	<b>USA 7%</b>	<b>Russia 6%</b>	<b>Cyprus 5%</b>	<b>Pakistan 3%</b>	<b>Taiwan 2%</b>	<b>Others 6%</b>




2003





2003




*Breakdown by number of cases expressed as % by trademark and product type  
Finland - 2003*

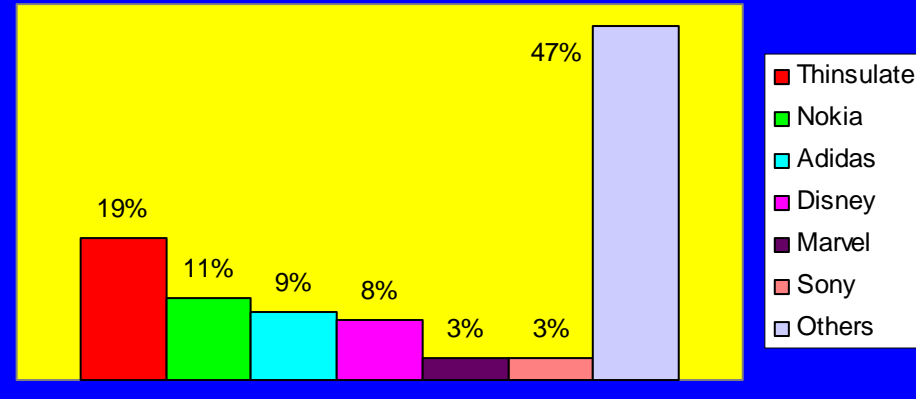
<b>Foodstuffs, alcoholic and other drinks</b>	-							
<b>Perfumes and cosmetics</b>	BURBERRYS 10%	CERUTTI 10%	ESCADA 10%	EUROCOS 10%	AZZARO 10%	DIOR 10%	NRICCI 10%	OTHERS 30%
<b>Clothing and accessories</b>	THINSULATE 32%	ADIDAS 15%	DISNEY 7%	DIESEL 3%	THILFIGER 3%	PUMA 3%	REEBOK 3%	OTHERS 34%
a) Sportswear	ADIDAS 40%	PUMA 20%	REEBOK 20%	FIFA 10%	OTHERS 10%			
b) Other clothing (ready-to-wear, ...)	DIESEL 13%	THILFIGER 13%	DISNEY 7%	ARMANI 7%	RLAUREN 7%	MARLBORO 7%	REDSKINS 7%	OTHERS 39%
c) Clothing accessories (bags, sunglasses, ...)	THINSULATE 54%	ADIDAS 14%	DISNEY 9%	CK 3%	FERRAGAMO 3%	HEL. KITTY 3%	NIKE 3%	OTHERS 11%
<b>Electrical equipment</b>	NOKIA 75%	ALCATEL 9%	MOTOROLA 8%	NIKE 8%				
<b>Computer equipment (computers, screens, ...)</b>	SONY 100%							
<b>CD (audio, games, software, etc.), DVD, cassettes...</b>	SONY 33%	TTVK 33%	KONAMI 17%	MICROSOFT 17%				
<b>Watches and jewellery</b>	ROLEX 100%							
<b>Toys and games</b>	DISNEY 31%	MARVEL 23%	DC COMICS 15%	NOKIA 8%	LEGO 8%	SONY 8%	PLAYBOY 8%	OTHERS 7%
<b>Other goods</b>	NOKIA 15%	HELKITTY 15%	HONDA 14%	BMW 14%	BOSS 14%	ATE 14%	MERCEDES 14%	
<b>Cigarettes</b>	PMORRIS 100%							
<b>TOTAL</b>	THINSULATE 19%	NOKIA 11%	ADIDAS 9%	DISNEY 8%	MARVEL 3%	SONY 3%	TTVK 2%	OTHERS 45%



2003



Breakdown by number of cases and by trademark - Finland 2003



Breakdown by number of articles seized and by trademark - Finland 2003

