




# 2003




## Breakdown by number of cases registered and articles seized by type of product –

### Italy -2003

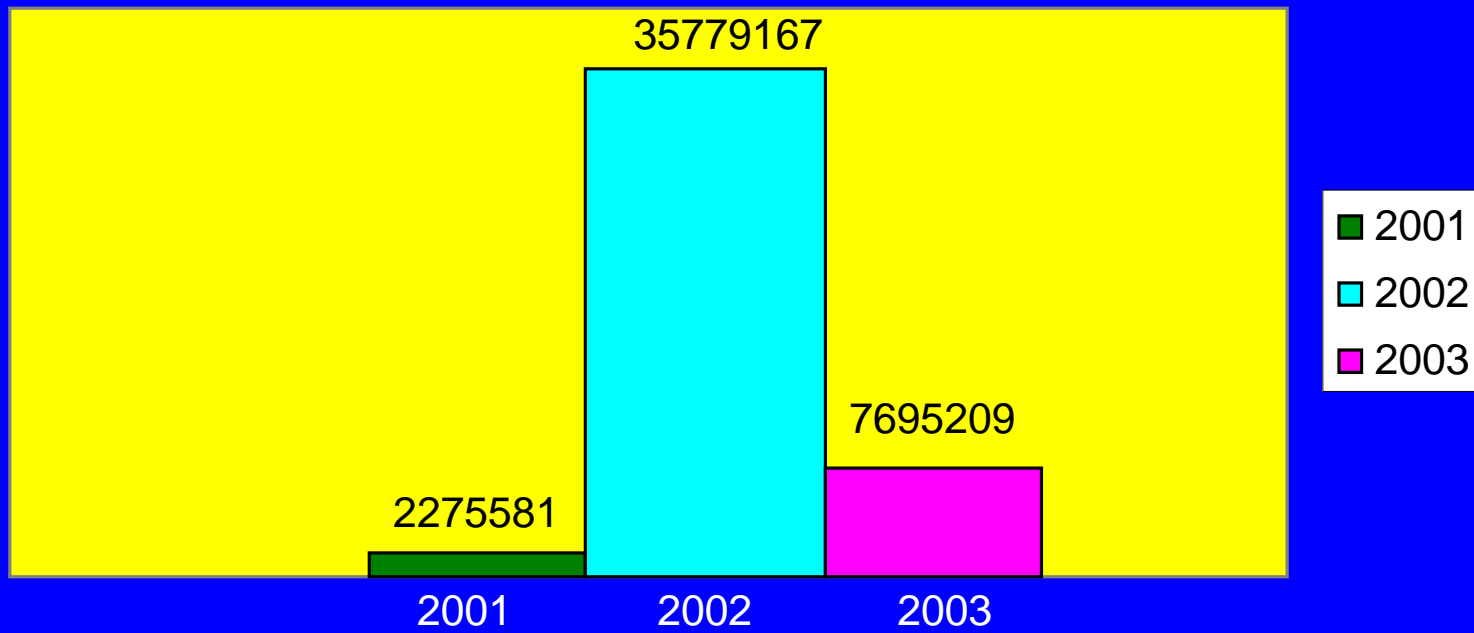
Product type	Number of cases registered by Customs	%	Number of articles seized	%	Comparison 2002-2003 in % of the number of articles
Foodstuffs, alcoholic and other drinks	-	-	-	-	--
Perfumes and cosmetics	1	0,3	22970	0,27	+268%
Clothing and accessories	174	58,6	952669	11,02	-77%
a) Sportswear	18	6,1	137227	14,40	+36%
b) Other clothing (ready-to-wear...)	17	5,7	102303	10,74	-4%
c) Clothing accessories	139	46,8	713139	74,86	-82%
Electrical equipment	19	6,4	153789	1,78	+12%
Computer equipment (computers,screens...)	0	0	14700	0,17	+599%
CD (audio, games,software ...), DVD, cassettes, etc.	6	2	3944173	45,61	-38%
Watches and jewellery	37	12,5	153896	1,78	+803%
Toys and games	39	13,1	608051	7,03	+60%
Other goods	18	6,1	414375	4,79	-98%
Cigarettes	3	1,0	1430586	16,54	-66%
<b>TOTAL</b>	<b>297</b>	<b>100</b>	<b>7695209</b>	<b>100</b>	<b>-78%</b>



2003




### Evolution of the number of articles seized between 2001-2003-Italy





2003



*Breakdown by number of cases expressed as % by provenance or origin of goods  
Italy - 2003*

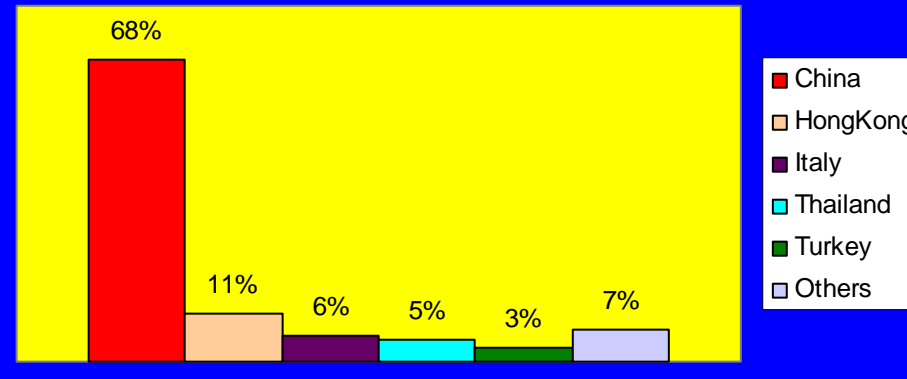
Foodstuffs, alcoholic and other drinks	–							
Perfumes and cosmetics	Uruguay 100%							
Clothing and accessories	China 58%	HongKong 14%	Italy 10%	Thailand 8%	Turkey 3%	Albania 2%	Korea 1%	Others 4%
a) Sportswear	Thailand 47%	China 21%	HongKong 21%	Turkey 11%				
b) Other clothing (ready-to-wear...)	China 38%	HongKong 14%	Turkey 10%	Italy 10%	Japon 10%	Pakistan 5%	Thailand 5%	Autres 8%
c) Clothing accessories	China 66%	HongKong 13%	Italy 12%	Thailand 3%	Korea 1%	Albania 1%	Turkey 1%	Autres 3%
Electrical equipment	China 47%	HongKong 35%	Turkey 12%	Others 6%				
Computer equipment (computers,screens...)	–							
CD (audio, games,software ...), DVD, cassettes, etc.	China 67%	Taiwan 33%						
Watches and jewellery	China 97%	Turkey 3%						
Toys and games	China 93%	Thailand 5%	HongKong 2%					
Other goods	China 94%	HongKong 6%						
Cigarettes	Serbia 33,3%	Korea 33,3%	Egypt 33,3%					
<b>TOTAL</b>	<b>China 68%</b>	<b>HongKong 11%</b>	<b>Italy 6%</b>	<b>Thailand 5%</b>	<b>Turkey 3%</b>	<b>Korea 1%</b>	<b>Albania 1%</b>	<b>Others 5%</b>



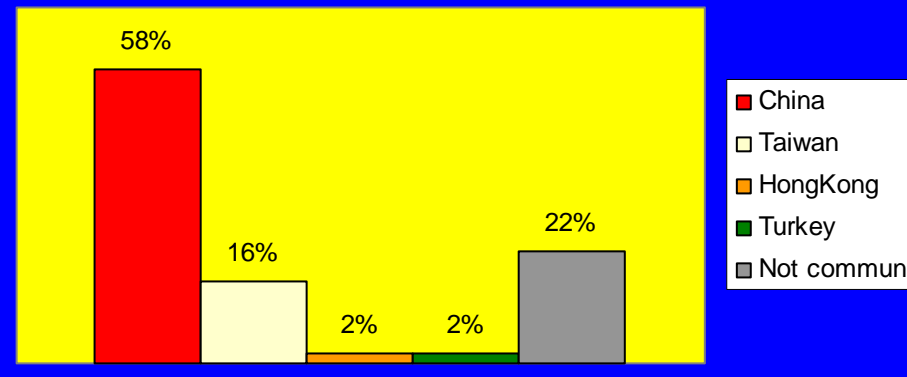
2003



Breakdown by number of cases and by origin-Italy 2003




Breakdown by number of articles seized and by origin-Italy 2003





2003



*Breakdown by number of cases expressed as % by trademark and product type  
Italy- 2003*

<b>Foodstuffs, alcoholic and other drinks</b>	—							
<b>Perfumes and cosmetics</b>	LANCASTER 100%							
<b>Clothing and accessories</b>	VUITTON 19%	FENDI 26%	PRADA 5%	CHANEL 4%	ADIDAS 4%	BURBERRYS 4%	ALVIERO 4%	OTHERS 34%
a) Sportswear	NIKE 22%	LOTTO 17%	ADIDAS 17%	NAVE 17%	UMBRO 11%	RIPECURL 6%	PUMA 6%	OTHERS 4%
b) Other clothing (ready-to-wear...)	R.LAUREN 13%	PRADA 13%	CHANEL 13%	BMW 7%	3MITALIA 7%	GIOCHI 7%	LEVIS 7%	OTHERS 33%
c) Clothing accessories	VUITTON 23%	FENDI 20%	BURBERRYS 5%	PRADA 4%	CHANEL 4%	ALVIERO 4%	NIKE 1%	OTHERS 39%
<b>Electrical equipment</b>	NOKIA 74%	MOTOROLA 11%	YUANLA 5%	SONY 5%	AIWA 5%			
<b>Computer equipment (computers, screens...)</b>	—							
<b>CD (audio, games,software ...), DVD, cassettes, etc.</b>	PHILIPS 60%	SISVEL 40%						
<b>Watches and jewellery</b>	ROLEX 16%	VACHERON 8%	PATTEK 5%	LANGE&SO 5%	CARTIER 5%	PIGUET 5%	BETTA 5%	OTHERS 51%
<b>Toys and games</b>	HASBRO 22%	GIOCHI 19%	DISNEY 13%	BEYBLADES 9%	UP.DECK 6%	BMW 3%	WARNER 3%	OTHERS 25%
<b>Other goods</b>	MONBLANC 22%	NOKIA 17%	WARNER 11%	KIWI 6%	ROADSTAR 6%	MENTADENT 6%	BUSHNEL 6%	OTHERS 26%
<b>Cigarettes</b>	LUC.STRIKE 33,3%	PH.MORRIS 33,3%	DAVIDOFF 33,3%					
<b>TOTAL</b>	VUITTON 11%	FENDI 10%	NOKIA 6%	PRADA 3%	NIKE 2%	ADIDAS 2%	ROLEX 2%	OTHERS 64%



2003

