



# 2003



*Breakdown by number of cases registered and articles seized by type of product  
United Kingdom - 2003*

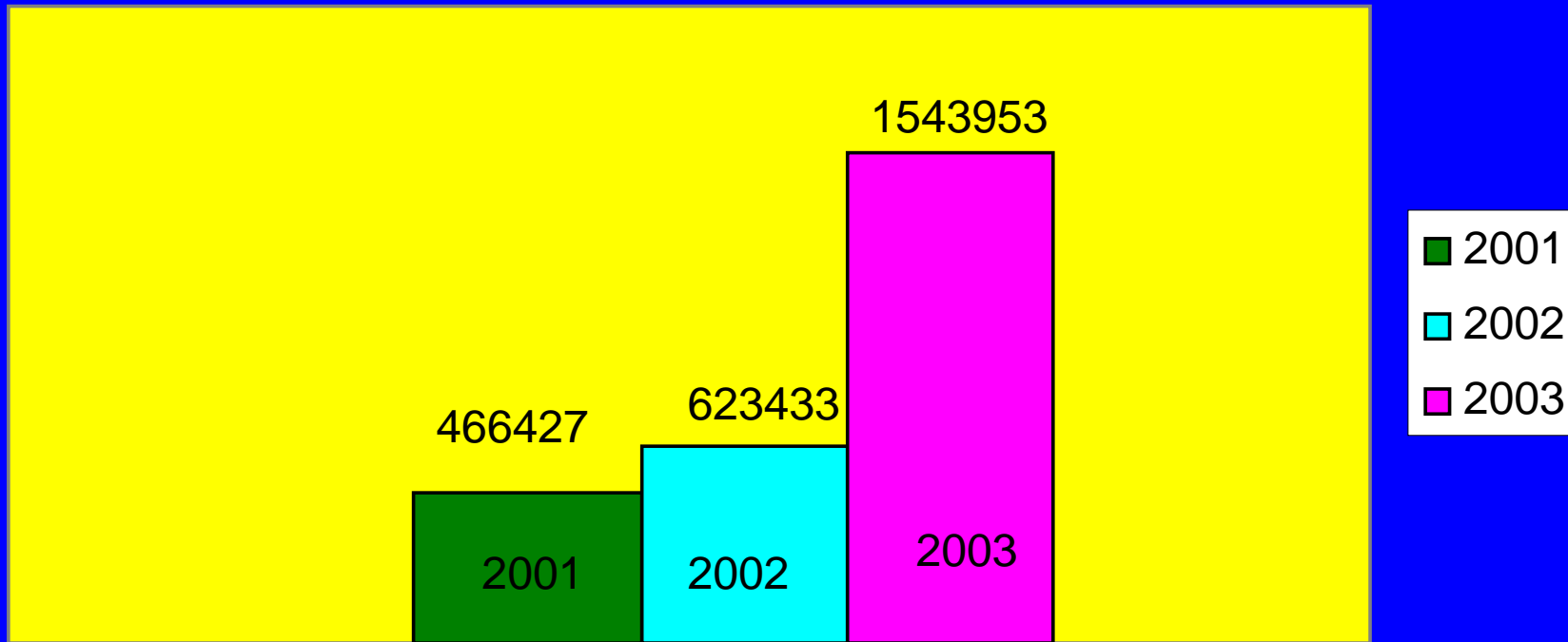
Product type	Number of cases registered by Customs	%	Number of articles seized	%	Comparison 2002-2003 in % of number of articles
Foodstuffs, alcoholic and other drinks	0	0	0	0	--
Perfums and cosmetics	4	0,2	188897	16,90	+269857%
Clothing and accessories	1296	64,3	434138	38,84	+18%
a) Sportswear	308	24	19582	4,51	+31%
b) Other clothing (ready-to-wear,...)	368	28	138011	31,79	+12%
c) Clothing accessories	619	48	276545	63,70	+51%
Electrical equipment	0	0	0	0	--
Computer equipment (computer, screens...)	0	0	0	0	-24%
CD (audio, games,software ...), DVD, cassettes, etc.	564	28	471412	42,18	+318%
Watches and jewellery	21	1	1272	0,11	-76%
Toys and games	3	0,1	58016	5,19	+21073%
Other goods	130	6,4	335523	30,02	+146%
Number of articles for unidentified categories	0	0	54695	4,89	--
Cigarettes	--				--
<b>TOTAL</b>	<b>2017</b>	<b>100 %</b>	<b>1543953</b>	<b>100 %</b>	<b>+148%</b>



2003



## Evolution in the number of articles seized between 2001-2003-United Kingdom





2003



*Breakdown by number of cases expressed as % by provenance or origin of goods*

*United Kingdom 2003*

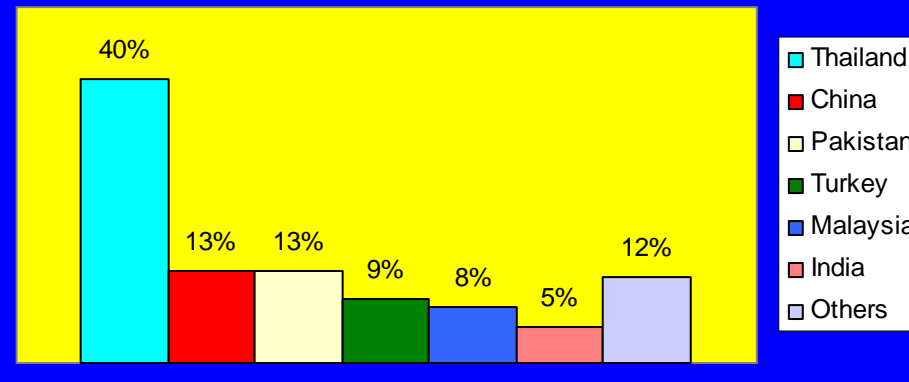
<b>Foodstuffs, alcoholic and other drinks</b>	-							
<b>Perfums and cosmetics</b>	Thailand 25%	UAE 75%						
<b>Clothing and accessories</b>	Thailand 55%	China 14%	Turkey 13%	Malaysia 4%	India 3%	Pakistan 2%	UAE 2%	Others 7%
a) Sportswear	Thailand 73%	China 15%	Turkey 4%	HongKong 3%	Vietnam 3%	Philippines 1%	Pakistan 1%	
b) Other clothing (ready-to-wear...)	Thailand 60%	Turkey 17%	Pakistan 7%	China 5%	India 3%	Malaysia 1%	UAE 1%	Others 16%
c) Clothing accessories (bags,sunglasses...)	Thailand 44%	China 18%	Turkey 16%	HongKong 7%	India 5%	UAE 2%	USA 1%	Others 7%
<b>Electrical equipment</b>	-							
<b>Computer equipment (computers,screens...)</b>	-							
<b>CD (audio, games, etc.), DVD, cassettes, etc.</b>	Pakistan 38%	Malaysia 26%	Thailand 12%	China 9%	HongKong 5%	Indonesia 2%	Bangladesh 1%	Others 7%
<b>Watches and jewellery</b>	Thailand 38%	China 29%	HongKong 24%	Malaysia 9%				
<b>Toys and games</b>	China 100%							
<b>Other goods</b>	India 46%	China 18%	Israel 12%	HongKong 10%	UAE 7%	Taiwan 3%	Thailand 2%	Others 2%
<b>Cigarettes</b>	-							
<b>TOTAL</b>	Thailand 40%	China 13%	Pakistan 13%	Turkey 9%	Malaysia 8%	India 5%	HongKong 5%	Others 7%



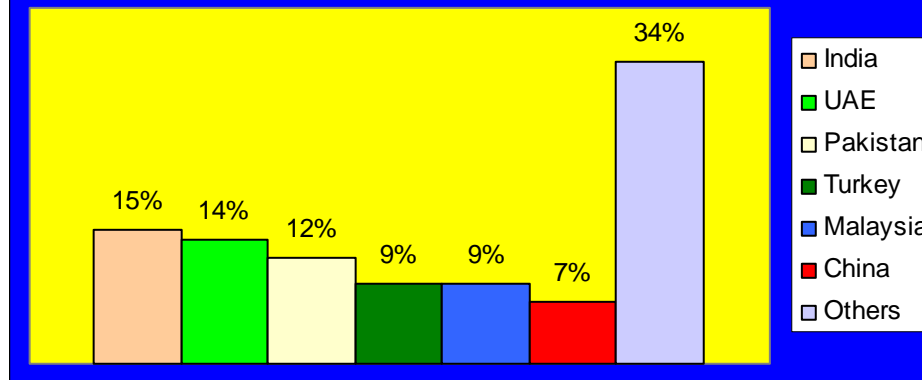
2003



Breakdown by number of cases and by origin-UK 2003



Breakdown by number of articles seized and by origin-UK 2003





2003



*Breakdown by number of cases registered and articles seized by type of product*

*United Kingdom - 2003*

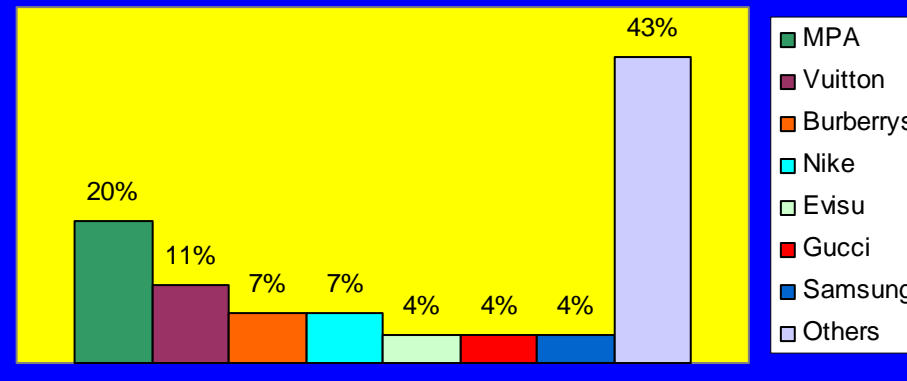
<b>Foodstuffs, alcoholic and other drinks</b>	-							
<b>Perfums and cosmetics</b>	REVLON 60%	FRCONNECTIL 20%	BURBERRYS 20%					
<b>Clothing and accessories</b>	VUITTON 17,5%	BURBERRYS 11%	NIKE 10,5%	EVISU 7%	GUCCI 5,5%	ADIDAS 4%	DIOR 3,5%	OTHERS 41%
a) Sportswear	NIKE 33%	ADIDAS 14%	UMBRO 12%	The F.A. 4%	DIESEL 4%	NEWCASTLE 3%	REEBOK 2%	OTHERS 28%
b) Other clothing (ready-to-wear,...)	EVISU 20%	BURBERRYS 16%	LACOSTE 5%	PRADA 4%	ARMANI 4%	NIKE 4%	DIESEL 4%	OTHERS 43%
c) Clothing accessories	VUITTON 35%	BURBERRYS 13%	GUCCI 11%	DIOR 6%	CHANEL 5%	NIKE 3%	OAKLEY 3%	OTHERS 24%
<b>Electrical equipment</b>	-							
<b>Computer equipment (computers, screens...)</b>	-							
<b>CD (audio, games, software ...), DVD, cassettes...</b>	MPA 95%	EA GAMES 1%	SONY 1%	DIVERS 3%				
<b>Watches and jewellery</b>	ROLEX 45%	DIVERS 27%	GUCCI 9%	BURBERRYS 9%	BMW 9%			
<b>Toys and games</b>	MATTEL 33,3%	HASBRO 33,3%	BBC 33,3%					
<b>Other goods</b>	PFIZER 69%	NOKIA 20%	BMW 1%	MERCEDES 1%	NIKE 1%	MOTOROLA 1%	SAMSUNG 1%	OTHERS 15%
<b>Cigarettes</b>	-							
<b>TOTAL</b>	MPA 20%	VUITTON 11%	BURBERRYS 7%	NIKE 7%	EVISU 4%	GUCCI 4%	SAMSUNG 4%	OTHERS 43%



2003



Breakdown by number of cases and by trademark-UK 2003



Breakdown by number of articles seized and by trademark-UK 2003

