

Introduction of a code system to report defect remarks in the Certificate of Approval

Recommendation adopted by the Administrative Committee for the TIR Convention, 1975, on 11 June 2015

The Administrative Committee,

Stressing the need for the harmonized and standardized application of the provisions of the TIR Convention;

Convinced that the introduction of a code system facilitates and standardizes the process of informing carriers, Customs authorities in different Contracting Parties and other bodies involved in the TIR system of defects in the load compartments of vehicles approved for the TIR procedure;

Recognizing the importance of providing a clear and unambiguous description of defects in the load compartments of vehicles approved for the TIR procedure;

Conscious of the fact that, often, a noted defect is illegible, due to the personal handwriting, national language or script used by the Customs authorities endorsing item No. 10 of the Certificate of Approval and, thus, of limited use to the authorities in charge of endorsing its rectification upon repair;

(1) *Decides* to recommend competent authorities to supplement handwritten defects with a code system indicating the place and type of any defect that has been recorded in the Certificate of Approval;

(2) *Urges* competent authorities to promote the use of this Recommendation and check, where possible, that the codes indicated in item No. 10 of the Certificate of Approval tally with the codes of this Recommendation.

The absence of any code in item No. 10 of the Certificate of Approval shall not be an obstacle to the acceptance of a Certificate of Approval, as long as the provisions of Annex 3 are fulfilled.

The practical application of this Recommendation shall be reviewed [two] years following the date of entry into effect, with a view to ensuring that it meets its objectives.

The present Recommendation will come into effect on 1 October 2015.

Code system to report defect remarks in the Certificate of Approval

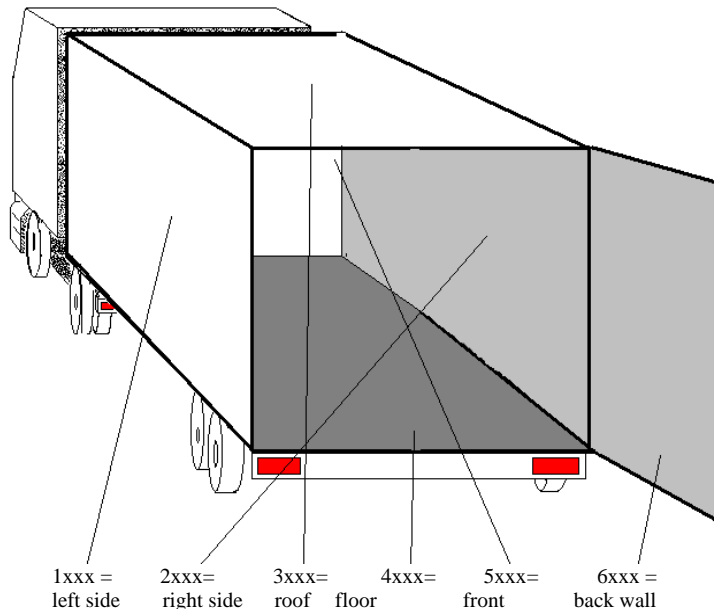
The uniform system consists of four (4) digits code.

The code divides the load compartment into six separate sections: left side, right side, floor, roof, front wall and back wall. In addition, the load compartment is divided into three separate parts longitudinally (direction of motion): front, centre, back. No further subdivision of the front and back wall is given, since the areas to be examined are quite small.

A. First number

The first number indicates the part in question of the load compartment:

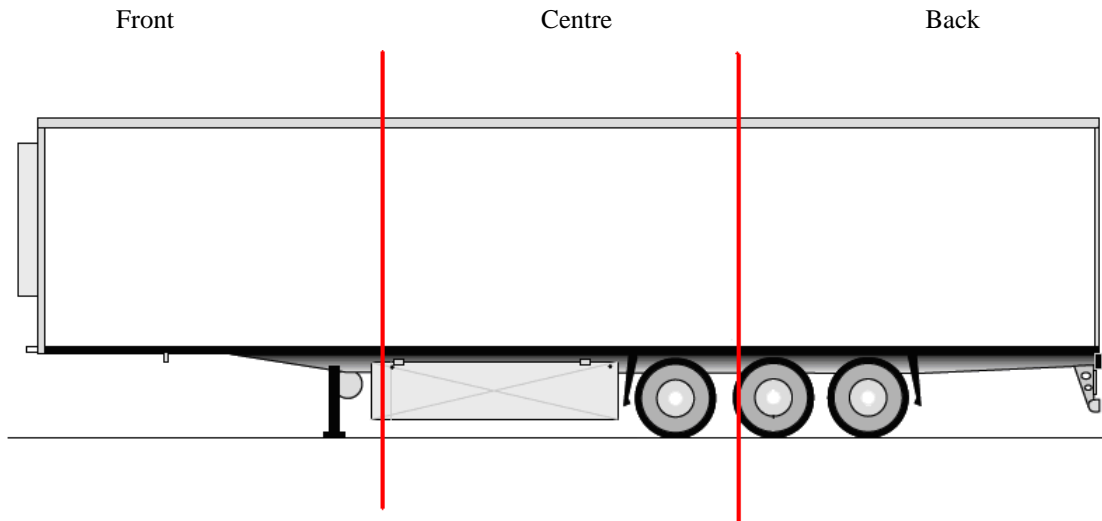
- 1xxx Left side (seen from the rear side of the vehicle)
- 2xxx Right side (seen from the rear side of the vehicle)
- 3xxx Roof
- 4xxx Floor
- 5xxx Front wall
- 6xxx Back wall
- 7xxx Defect in question concerns the load compartment as a whole
- 8xxx Defect relates to the TIR rope
- 9xxx Issues with the Certificate of Approval
- 0xxx Other issues not mentioned



B. Second number

The second number indicates the part in question longitudinally:

- x0xx Not applicable (e.g. issues regarding the certificate of approval)
- x1xx Front (e.g. 11xx = left side, front)
- x2xx Centre
- x3xx Back
- x4xx The whole surface is concerned



C. Last two numbers

The last two numbers indicate the defect itself. The following are the most common defects detected in practice:

1. Issues related to the floor

- 11 Floor fastening is not made from inside
- 12 Floor is not secured by self-drilling or self-tapping screws or rivets
- 13 Opening between floorboards
- 19 Issue not mentioned

2. Issues related to doors and other closing systems (including stopcocks, manhole-covers, flanges, etc.)

- 21 Hinge fastening insufficient or not secure
- 22 Locking device insufficient or not secure
- 23 Device on which Customs seals can be affixed is not secured or the design enables the door to be opened without breaking the Customs seal
- 24 Curve/crease, creating an opening
- 25 Hinges damaged/broken/plucked
- 26 Doors or other closing systems do not fit
- 29 Issue not mentioned

3. Issues related to solid siders, tankers, ... (metal shell)

31 Joining devices are neither self-drilling nor self-tapping screws nor rivets nor welded

32 Joining devices are broken

33 Curve/crease in the shell, creating an opening

34 Hole

39 Issue not mentioned

4. Issues related to load compartments with sheets

41 Metal/Securing ring/eyelet missing or defective

42 Incorrect eyelet model

43 Incorrect repair (seams too small, improper material used for the repair, ...)

44 Overlapping of the sheets insufficient

45 Tear/hole in the sheet

46 Sheet of improper material

49 Issue not mentioned

5. Issues related to sliding sheets sliders

51 Curve in the metal supports of the sliding sheets may create openings

52 Incorrect repair of the sliding sheets (seams too small, improper material used for the repair, ...)

53 Sliding sheets made of improper material

54 Tear/hole in the sliding sheets

55 Horizontal openings between the sliding sheets and the solid parts are bigger than 10 mm

59 Issue not mentioned

6. Issues related to the sliding roof

Reserved for the future

7. Issues related to tension devices, sheet locking system and sheet fastenings

71 Improper tension devices

72 Improper sheet fastenings

73 Improper sheet locking system

74 Tension devices, sheet locking systems and sheet fastenings are not sufficiently secured by the TIR rope

75 Thong missing, too loose, defective or made of improper material.

76 Issue not mentioned

8. Issues related to the fastening rope (TIR rope)

81 The (whole) fastening rope defective

82 End-piece of the fastening rope defective

83 Fastening rope is made of improper material (can be stretched)


84 Fastening rope is too long

85 Fastening rope is made of two (or more pieces)

89 Issue not mentioned

9. Issues related to the Certificate of Approval

- 91 Certificate of Approval unusable (i.e. certificate is ripped, torn or the text/print is not readable, ...)
- 92 Certificate of Approval is expired
- 93 Vehicle cannot be identified from the Certificate of Approval (i.e. photos, number plate or chassis number do not correspond with the vehicle presented)
- 99 Issue not mentioned



2334 = Hole in the metal sidewall – back section of the right side of a semi-trailer
