




# 2003




*Breakdown by number of cases registered and articles seized by type of product  
Denmark 2003*

Product type	Number of cases registered by Customs	%	Number of articles seized	%	Comparison 2002-2003 in % of the number of articles
<b>Foodstuffs, alcoholic and other drinks</b>	<b>0</b>	<b>0</b>	<b>0</b>	<b>0</b>	<b>---</b>
<b>Perfumes and cosmetics</b>	<b>15</b>	<b>2,9</b>	<b>946</b>	<b>2,2</b>	<b>+946%</b>
<b>Clothing and accessories</b>	<b>210</b>	<b>40,2</b>	<b>10818</b>	<b>24,9</b>	<b>+0,2%</b>
a) Sportswear	17	8,2	6762	63,3	+117%
b) Other clothing (ready-to-wear...)	78	37,7	1551	14,5	-76%
c) Clothing accessories	115	54,1	2505	22,2	+105%
<b>Electrical equipment</b>	<b>9</b>	<b>1,7</b>	<b>7143</b>	<b>16,7</b>	<b>+57%</b>
<b>Computer equipment (computers, screens...)</b>	<b>0</b>	<b>0</b>	<b>0</b>	<b>0</b>	<b>--</b>
<b>CD (audio, games,software ...), DVD, cassettes, etc.</b>	<b>219</b>	<b>42,5</b>	<b>10528</b>	<b>24,6</b>	<b>+19%</b>
<b>Watches and jewellery</b>	<b>50</b>	<b>9,7</b>	<b>441</b>	<b>1</b>	<b>+ 1125%</b>
<b>Toys and games</b>	<b>7</b>	<b>1,4</b>	<b>9589</b>	<b>22,4</b>	<b>+1600%</b>
<b>Other goods</b>	<b>4</b>	<b>0,8</b>	<b>3352</b>	<b>7,8</b>	<b>-73%</b>
<b>Cigarettes</b>	<b>1</b>	<b>0,2</b>	<b>25</b>	<b>0,1</b>	<b>+1041%</b>
<b>TOTAL</b>	<b>515</b>	<b>100 %</b>	<b>42842</b>	<b>100 %</b>	<b>-73%</b>

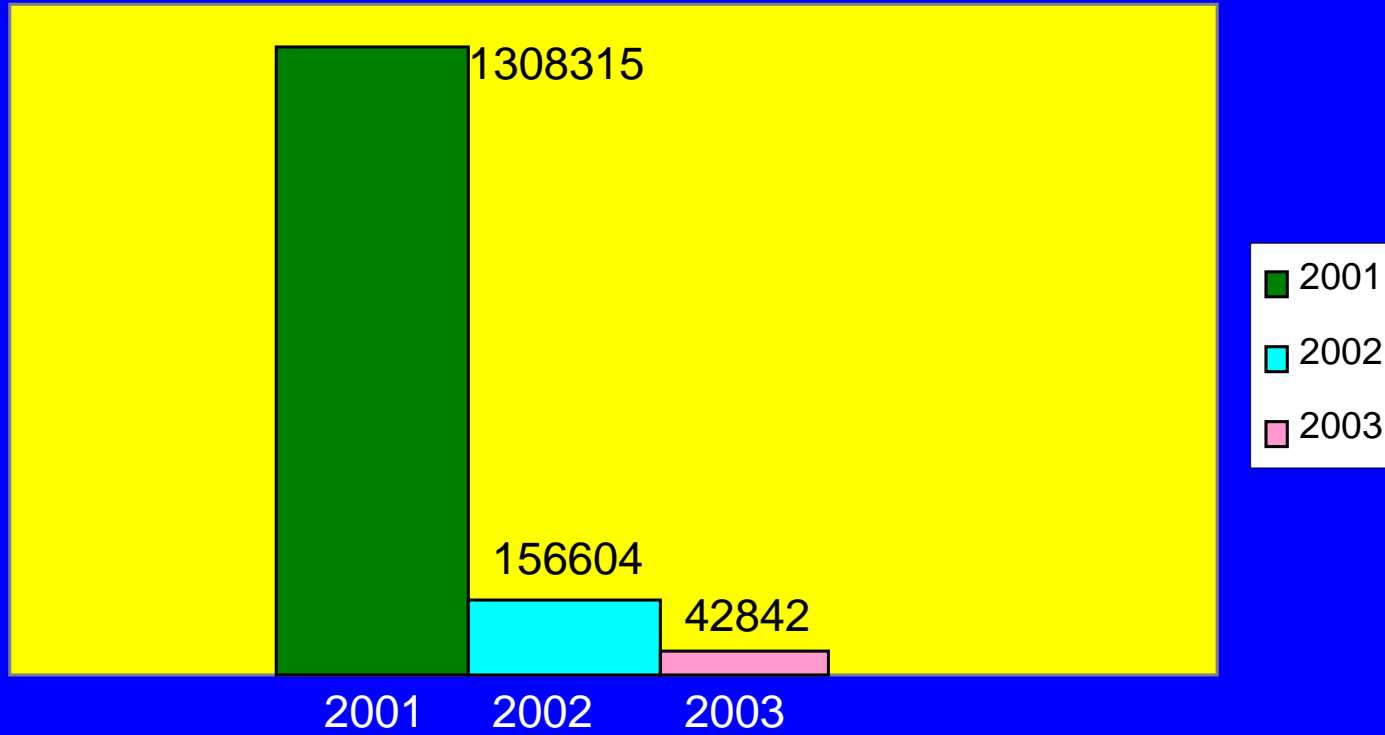


2003




### Evolution of the number of articles seized between 2001-2003

#### Denmark





2003




*Breakdown by number of cases expressed as % by provenance or origin of goods  
Denmark 2003*

<b>Foodstuffs, alcoholic and other drinks</b>	-							
<b>Perfumes and cosmetics</b>	Malaysia 40%	Thailand 20%	UAE 20%	Poland 11%	Singapore 9%			
<b>Clothing and accessories</b>	Thailand 55%	China 26%	Turkey 4%	Malaysia 3%	Philippines 2	Switzerland 2%	Poland 1%	Others 7%
a) Sportswear	Thailand 76%	China 12%	Turkey 6%	NC* 6%				
b) Other clothing (ready-to-wear...)	China 59%	Thailand 38%	Poland 1%	Sri Lanka 1%	Czech Rep. 1%			
c) Clothing accessories	Thailand 64%	China 7%	Turkey 7%	Malaysia 6%	Philippines 4%	Switzerland 4%	Poland 2%	Others 6%
<b>Electrical equipment</b>	HongKong 30%	UAE 20%	China 20%	Azerbaijan 10%	Philippines 10%	Tunisia 10%		
<b>Computer equipment (computers, screens...)</b>	-							
<b>CD (audio, games, software ...), DVD, cassettes, etc.</b>	Thailand 39%	Malaysia 28%	China 9%	Switzerland 4%	Singapore 3%	Vietnam 2%	Pakistan 2%	Others 13%
<b>Watches and jewellery</b>	Thailand 40%	Malaysia 40%	Singapore 6%	Kuwait 4%	China 4%	Iran 2%	Switzerland 2%	Others 2%
<b>Toys and games</b>	Thailand 29%	Switzerland 29%	UAE 14%	China 14%	Syria 14%			
<b>Other goods</b>	UAE 25%	Thailand 25%	Switzerland 25%	Tunisia 25%				
<b>Cigarettes</b>	Cuba 100%							
<b>TOTAL</b>	<b>Thailand 44%</b>	<b>Malaysia 18%</b>	<b>China 15%</b>	<b>Switzerland 3%</b>	<b>Philippines 2%</b>	<b>Singapore 2%</b>	<b>UAE 1%</b>	<b>Others 15%</b>

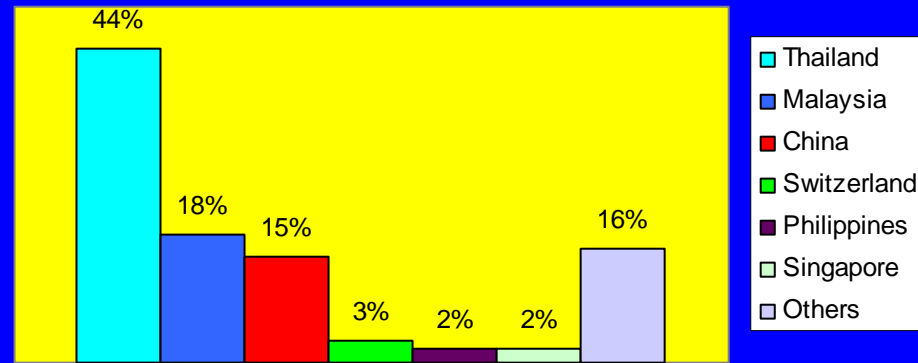
NC\* : Not communicated



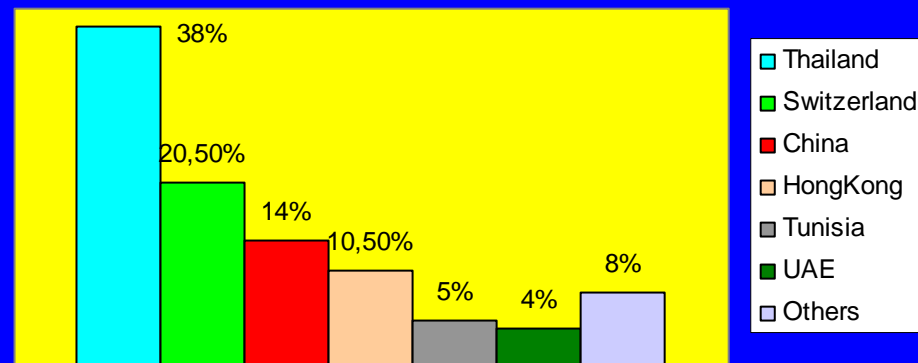
2003



Breakdown by number of cases and by origin-  
Denmark 2003




Breakdown by number of articles and by origin-  
Denmark 2003





2003




*Breakdown by number of cases expressed as % by trademark*

*Denmark - 2003*

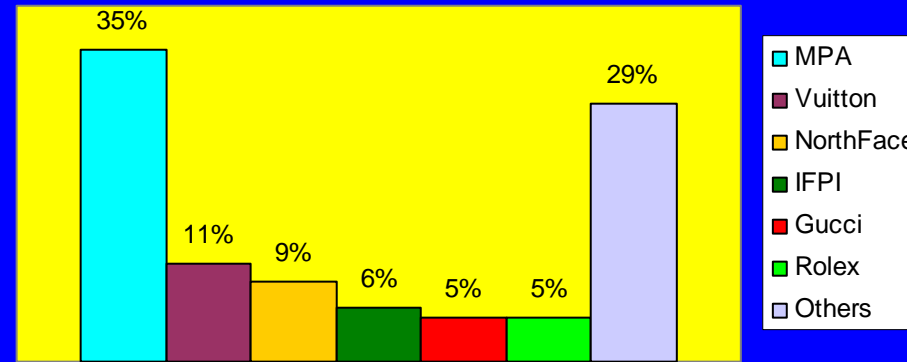
<b>Foodstuffs, alcoholic and other drinks</b>	—							
<b>Perfumes and cosmetics</b>	VUITTON 33%	GUCCI 20%	BOSS 7%	P.&G. 7%	PHILIPS 7%	ROLEX 7%	REVLON 7%	OTHERS 12%
<b>Clothing and accessories</b>	VUITTON 25%	NORTHFACE 22%	BURBERRYS 7%	RLAUREN 2%	DIESEL 1%	DISNEY 1%	NIKE 1%	OTHERS 51%
a) Sportswear	REALMADRID 12%	NIKE 12%	MILAN AC. 12%	KAPPA 6%	NEWCASTLE 6%	AUTRES 52%		
b) Other clothing (ready-to-wear...)	NORTHFACE 50%	DIESEL 5%	HARLEY 3%	BOSS 3%	PRADA 1%	BURBERRYS 1%	REALMADR. 1%	OTHERS 36%
c) Clothing accessories	VUITTON 45%	GUCCI 17%	RAYBAN 4%	DIOR 2%	DISNEY 2%	PRADA 1%	CK 1%	OTHERS 28%
<b>Electrical equipment</b>	NOKIA 88%	MULTI MEDFOREN, 12%						
<b>Computer equipment (computers, screens...)</b>	—							
<b>CD (audio, games, software ...), DVD, cassettes, etc.</b>	MPA 81%	IFPI 13%	FORENINGER 1%	AUTRES 5%				
<b>Watches and jewellery</b>	ROLEX 54%	OMEGA 10%	FERRARI 6%	BREITLING 6%	GUCCI 4%	BOSS 2%	RADO 2%	OTHERS 16%
<b>Toys and games</b>	DISNEY 29%	NINIENDO 29%	SONY 29%	LEGO 13%				
<b>Other goods</b>	ARSENAL 25%	MERCEDES 25%	SKOVBY 25%	PFIZER 25%				
<b>Cigarettes</b>	COHIBA 100%							
<b>TOTAL</b>	<b>MPA 35%</b>	<b>VUITTON 11%</b>	<b>NORTHFACE 9%</b>	<b>IFPI 6%</b>	<b>GUCCI 5%</b>	<b>ROLEX 5%</b>	<b>NOKIA 2%</b>	<b>OTHERS 27%</b>



2003



Breakdown by number of cases and by trademark-Denmark 2003



Breakdown by number of articles seized and by trademark-Denmark 2003

