



2003



*Breakdown by number of cases registered and articles seized by type of product
Spain - 2003*

Product type	Number of cases registered by Customs	%	Number of articles seized	%	Comparison 2002-2003 in % of the number of articles
Foodstuffs, alcoholic and other drinks	2	0,1	67176	1,2	+322%
Perfumes and cosmetics	0	0	0	0	-17539%
Clothing and accessories	505	66,4	356076	6,4	+10%
a) Sportswear	33	6,5	33680	9,5	+69%
b) Other clothing (ready-to-wear...)	175	34,7	33848	9,5	-33%
c) Clothing accessories	297	58,8	288548	81,0	+74%
Electrical equipment	0	0	0	0	-970224%
Computer equipment (computers, screens...)	7	0,9	16277	0,3	+162670%
CD (audio, games,software ...), DVD, cassettes, etc.	40	5,3	710979	12,8	-58%
Watches and jewellery	41	5,4	5560	0,1	-84%
Toys and games	43	5,7	147646	2,6	-63%
Other goods	120	15,8	2269815	40,7	+15%
Cigarettes	3	0,4	2002000	35,9	+7%
TOTAL	761	100 %	5575529	100 %	-19%

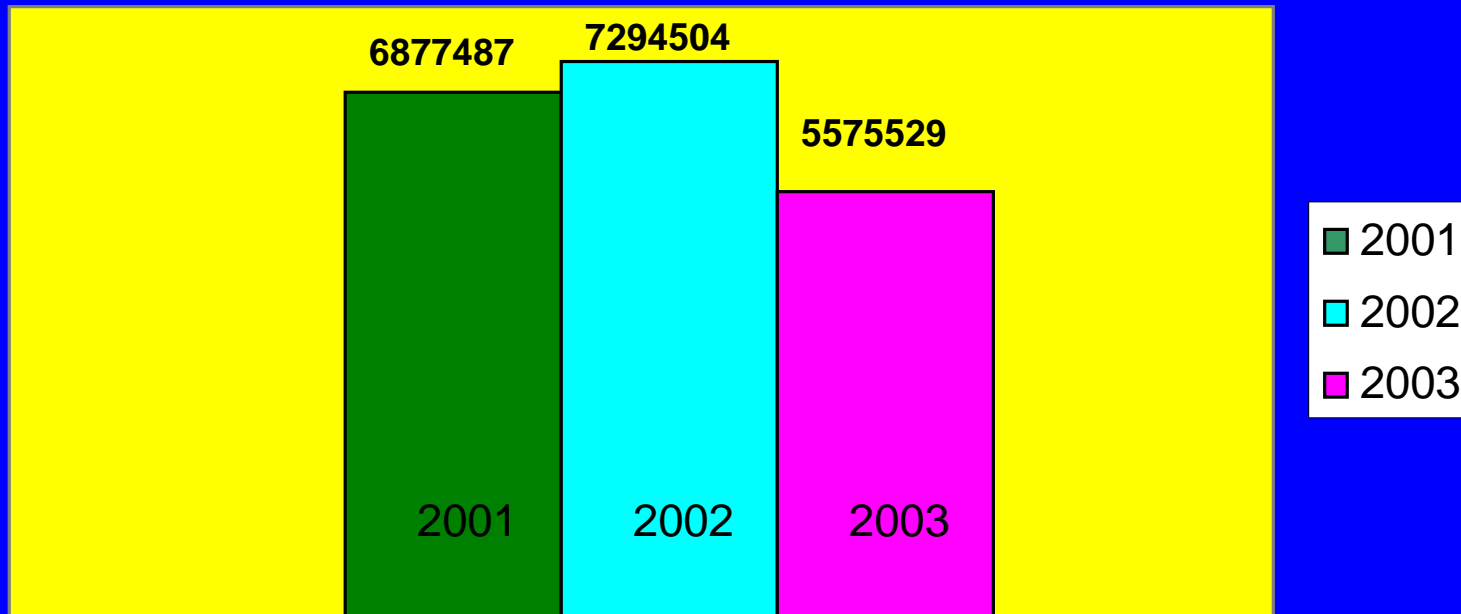


2003



Evolution of the number of articles seized between 2001-2003

Spain





2003



Breakdown by number of cases expressed as % by origin and product type

Spain - 2003

Foodstuffs, alcoholic and other drinks	Spain 50%	Egypt 50%						
Perfumes and cosmetics	-							
Clothing and accessories	China 17%	USA 12%	Thailand 11%	Malaysia 10%	HongKong 8%	India 2%	Others 5%	NC* 35%
a) Sportswear	Malaysia 24%	Spain 21%	Melilla 12%	China 9%	Thailand 3%	USA 3%	Others 4%	NC* 24%
b) Other clothing	Thailand 26%	USA 22%	Malaysia 16%	Vietnam 3%	India 2%	HongKong 1%	Others 8%	NC* 22%
c) Clothing accessories	China 25%	HongKong 12%	USA 8%	Malaysia 5%	Thailand 2%	Philippines 1%	Others 3%	NC* 44%
Electrical equipment	-							
Computer equipment (computers, screens...)	China 100%							
CD (audio, games, software ...), DVD, cassettes, etc.	HongKong 28%	China 18%	Argentina 10%	USA 5%	Taiwan 5%	Malaysia 3%	Others 21%	NC* 10%
Watches and jewellery	China 22%	HongKong 15%	USA 12%	Thailand 2%	NC* 49%			
Toys and games	China 70%	HongKong 9%	Thailand 7%	UAE 5%	USA 2%	NC* 7%		
Other goods	China 68%	Thailand 7%	India 3%	HongKong 3%	Spain 2%	Taiwan 2%	NC* 15%	
Cigarettes	Benin 75%	China 25%						
TOTAL	China 29%	USA 9%	Thailand 9%	HongKong 8%	Malaysia 7%	Spain 1%	Others 8%	NC* 29%

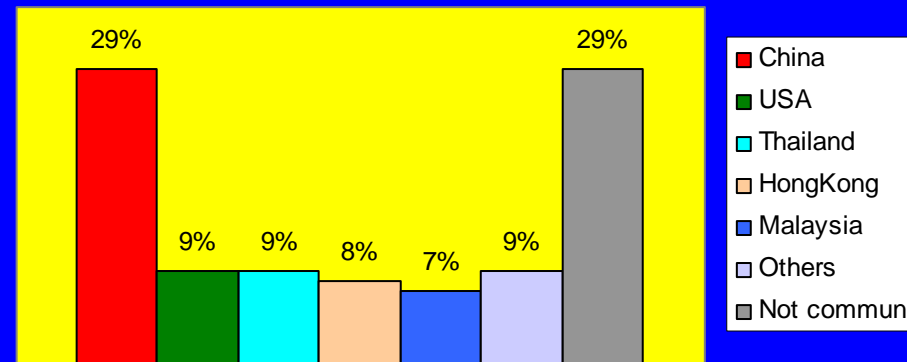
NC*: Not communicated



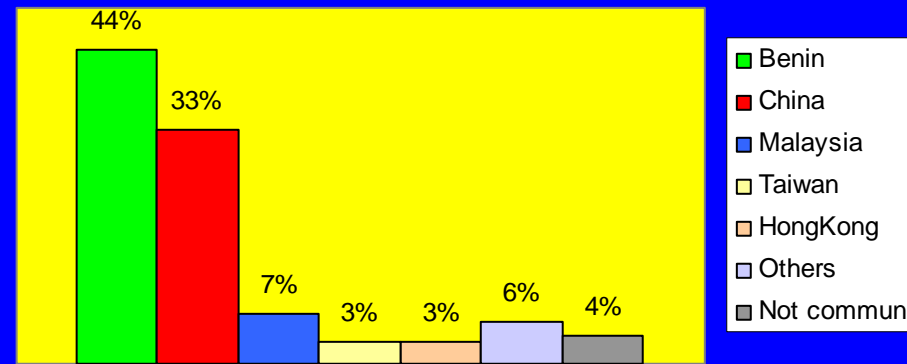
2003



Breakdown by number of cases and by origin-
Spain 2003



Breakdown by number of articles seized and by
origin-Spain 2003





2003



Breakdown by number of cases expressed as % by trademark and product type

Spain -2003

Foodstuffs, alcoholic and other drinks	J&B 50%	Coca Cola 50%						
Perfumes and cosmetics	-							
Clothing and accessories	Vuitton 12%	Nike 9%	R.Lauren 7%	Adidas 6%	Burberrys 5%	Dior 5%	Gucci 4%	Others 52%
a) Sportswear	Adidas 44%	Nike 34%	Puma 3%	Reebok 3%	FC Barcelone 3%	Gore Tex 3%	Miss Sixty 3%	Others 7%
b) Other clothing (ready-to-wear...)	R.Lauren 13%	Nike 7%	T.Hilfiger 5%	Lacoste 5%	Puma 5%	Quicksilver 5%	Adidas 4%	Others 54%
c) Clothing accessories	Vuitton 18%	Gucci 9%	Dior 8%	Burberrys 6%	Nike 6%	Fendi 6%	Chanel 4%	Others 43%
Electrical equipment	-							
Computer equipment	Epson 71%	Canon 15%	Philips 14%					
CD (audio, games, software ...), DVD, cassettes, etc.	Philips 65%	MPA 25%	Sony 8%	IFPI 2%				
Watches and jewellery	Rolex 17%	Bulgari 10%	Cartier 7%	Casio 7%	Vuitton 7%	Vacheron 5%	Nike 5%	Others 42%
Toys and games	Marvel 12%	Nintendo 12%	Warner 12%	Shin Chan 7%	Bandai 7%	Disney 7%	Sony 7%	Others 36%
Other goods	Nokia 21%	Disney 17%	Motorola 5%	Alcatel 5%	Mattel 4%	Fund Cesar 3%	Bic 3%	Others 42%
Cigarettes	Imper. Tob. 50%	Ph. Morris 50%						
TOTAL	Vuitton 8%	Nike 6%	Disney 5%	R.Lauren 4%	Adidas 4%	Gucci 4%	Philips 4%	Others 65%



2003

