



ECICS2 User's Guide

PART I - General

INTRODUCTION

The aim of the ECICS2 (European Customs Inventory of Chemical Substances) system is to simplify the management and consultation of Chemical Substances.

1. Data Manipulation Concepts

Data can be inserted, published, edited and consulted. So, a user must have the required profile to perform any of these operations on the type of data concerned (see [Application Domains section](#) below for types of data).

Any user with the necessary profile to update such type of data can edit published data. Only one user can edit a given data element at any time.

Data being inserted that is not yet published, or existing data that is being edited, is said to be stored in the private "*working area*" or "*draft area*" of the user who is editing it (see [work in progress](#) page). Data being edited is part of his "*work in progress*". Data can be kept for a long time in the "*work in progress*", and creation/modifications can be done during different sessions before the changes are published. While data is being edited, changes made are only visible in the "*work in progress*" area.

2. Application Domains

The application is composed of the following domains:

- **ECICS2 Data:** allows consulting and managing Chemical Substances.
- **ECICS2 Reference data:** allows consulting and managing reference data used by the web application, they are:
 - **Authorisation levels**
 - **CAS reference numbers**
 - **Classification document references**
 - **Classification origins**
 - **Classification statuses**
 - **General characteristic**
 - **Hazard information**
 - **MIME Types**
 - **Nomenclature systems**
 - **Origins**

- **Physical characteristics**
- **Properties**
- **Risk characteristics**
- **Risk phrases**
- **Safety phrases**
- **Segments**
- **Spectrum types**
- **ECICS2 Import Data:** allows consulting and managing Import Data.

Each of these domains may be accessed from the main page. Access to the domains and their management operations depends on the profiles assigned to the user by his local administrator.

The overall structure of the web application is relatively simple, it handles:

- **Chemical Substance data**
- **Reference data**
- **Import data (Input Bridges)**
- **Exports and extractions (Output Bridges)**
- **Reports**

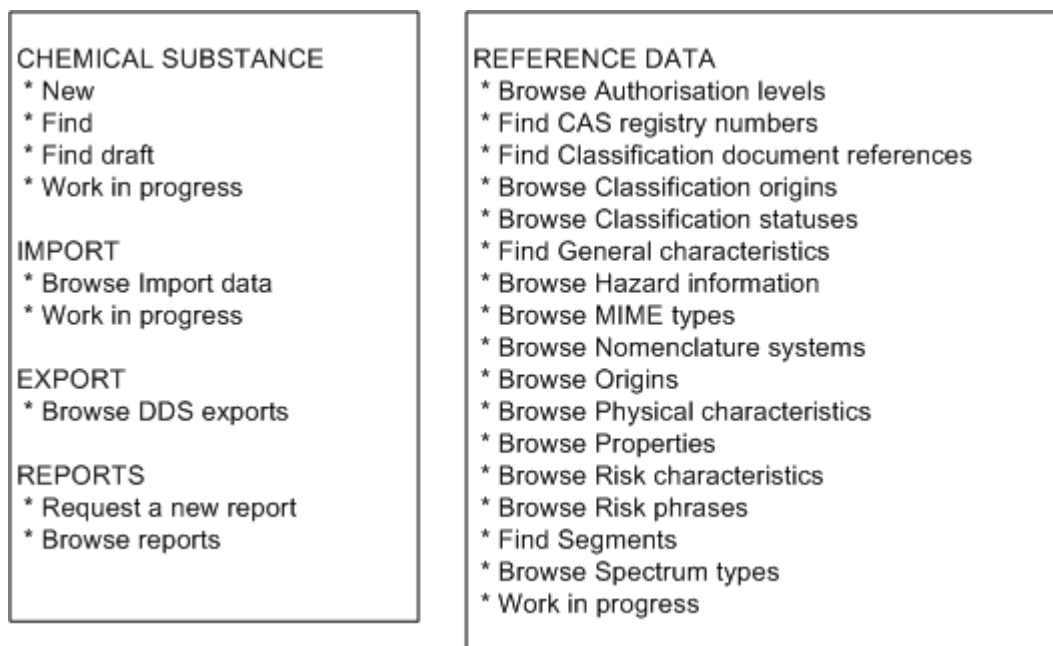


Figure 1: ECICS2 user interface main functions

The next diagram details the Chemical Substance user interface workflow.

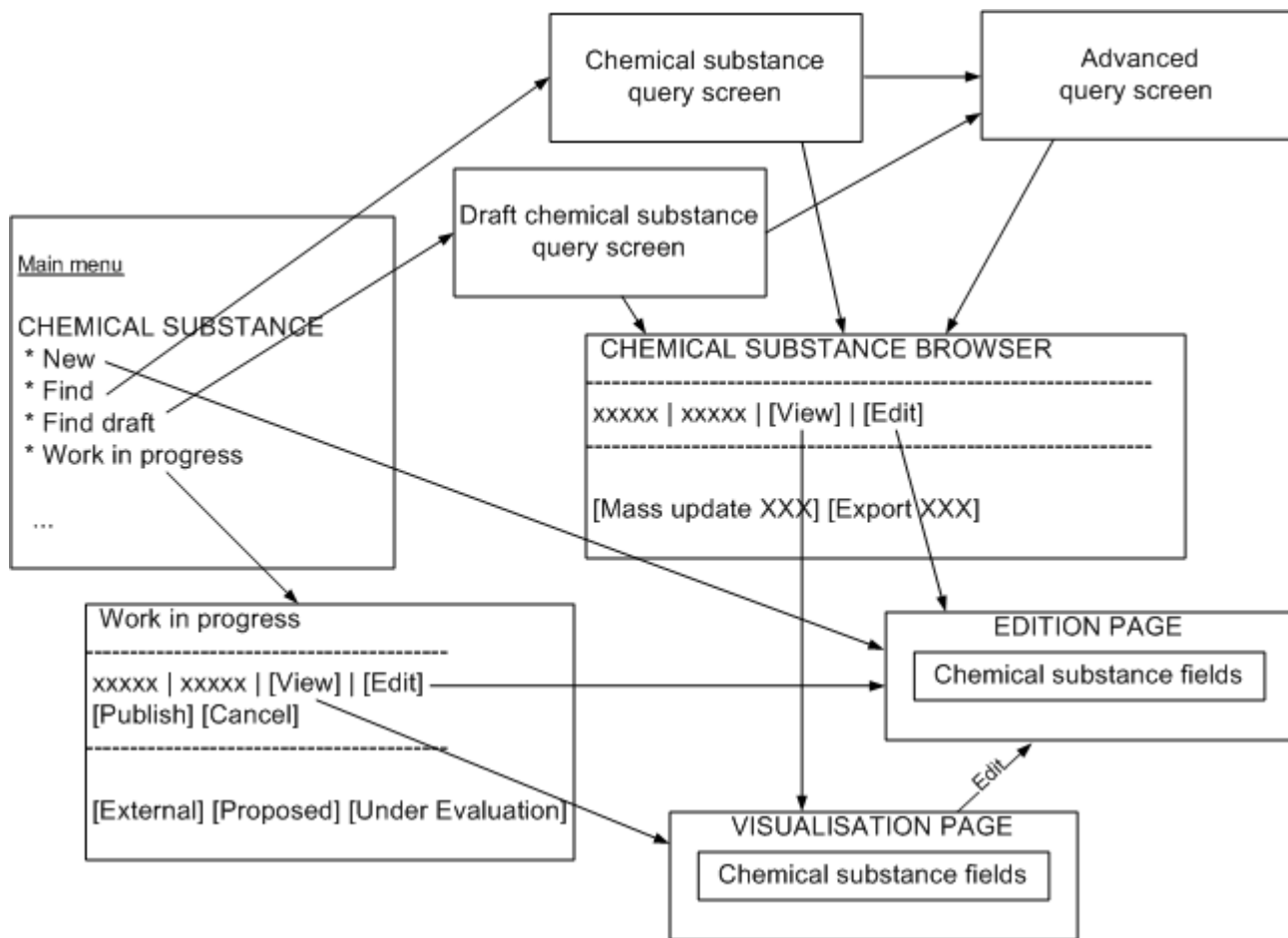


Figure 2: Workflow overview for Chemical Substance

The Reference data user interface workflow is explained in the next figure.

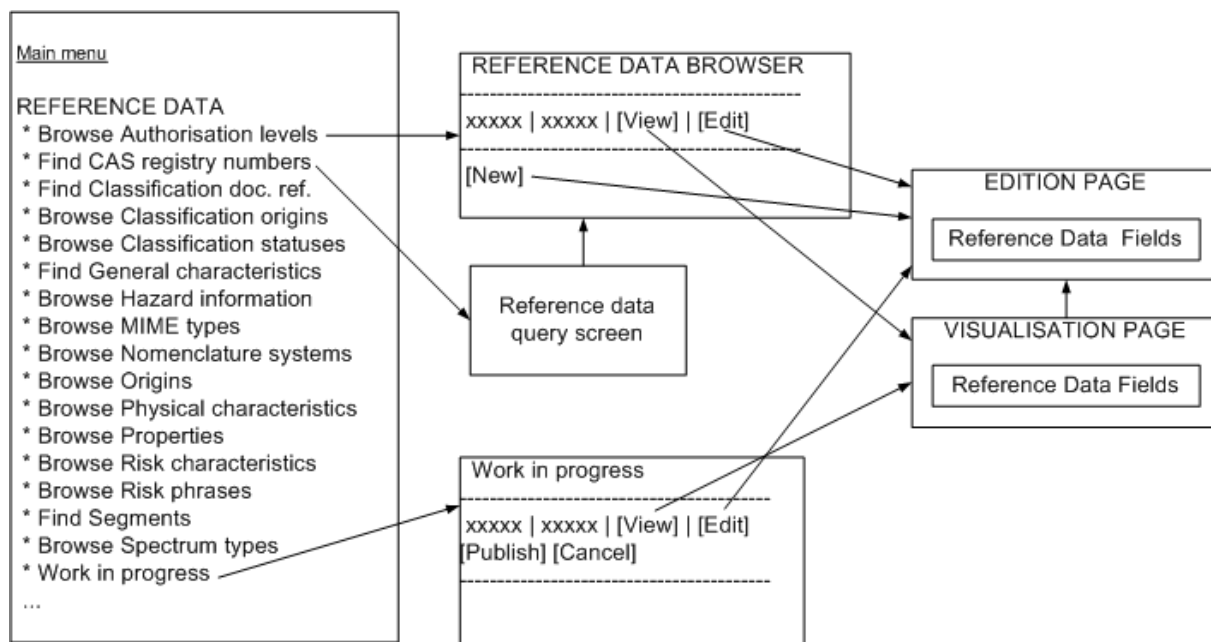


Figure 3: Workflow overview for reference data

3. Toolbar

See the [terminology](#) section for a description of the term conventions used in this user guide.

At the top of each page, the [\[Main Menu\]](#), [\[User Guide\]](#) and [\[Change Language\]](#) action links allow users to change the working language, going back to the main menu and opening the present user guide. Depending on the current page, some shortcuts might not be available.

The image shows a blue rectangular banner with white text. The text is arranged in two lines: the first line is "European Customs Inventory of Chemical Substances" in a bold, sans-serif font, and the second line is "European Commission, Taxation and Customs Union" in a smaller, regular sans-serif font.

European Customs Inventory of Chemical Substances
European Commission, Taxation and Customs Union

[\[Main menu\]](#) [\[User guide\]](#) [\[Change language\]](#)

Figure 4: Main navigation toolbar

4. Main Menu

The [\[Main Menu\]](#) action link available on the toolbar allows going back to the main menu of the application. From this main menu, one can enter the different domains of the application using the appropriate action link.

Chemical Substance Management	
Create	Search
New chemical substance Work in progress	Find chemical substances Find draft chemical substances Reports My reports
ECICS Reference information management	
Browse authorisation levels Find CAS registry numbers Find classification reference documents Browse classification origins Browse classification statuses Find general characteristics Browse hazard information Browse MIME types Browse name nomenclature systems Browse origins Browse physical characteristics Browse properties Browse risk characteristics Browse risk phrases Browse safety phrases Find segments Browse spectrum types Work in progress	
Import data management	
Browse import data Work in progress	
Export data management	
Browse DDS extractions	
System administration	
Task management	

Figure 5: ECICS2 main page

Note: Depending on the user's profile, some choices will not be available.

5. Language

The application is available in different languages. By default, the selected language is the one set as the preferred language in the web browser's configuration. Another working language can be selected in the "Select Language" window. This window opens by clicking the [\[Change Language\]](#) action link.

European Customs Inventory of Chemical Substances
European Commission, Taxation and Customs Union

[\[Main menu\]](#) [\[User guide\]](#)

Select language

Please select your language:

bg – Bulgarian
cs – Czech
da – Danish
de – German
el – Greek
[en – English]
es – Spanish
et – Estonian
fi – Finnish
fr – French
ga – Gaelic
hu – Hungarian
it – Italian
lt – Lithuanian
lv – Latvian
mt – Maltese
nl – Dutch
pl – Polish
pt – Portuguese
ro – Romanian
sk – Slovak
sl – Slovene
sv – Swedish

Figure 6: ECICS2 language page

6. User Guide

The user's guide is opened by clicking on the [\[User Guide\]](#) action link on the toolbar in any screen of the application.

7. Actions

Action links are words on the page surrounded by rectangle brackets on which one can click to execute the associated action.

Some action links are common for different pages. They are explained below the following example page:

1. Navigation

[\[Main menu\]](#) [\[User guide\]](#) [\[Change language\]](#)

Draft Chemical Substance:

No record found

[\[Work in Progress in my country\]](#) [\[Back\]](#)

Figure 7: Navigation "back" link

- **Go back to the previous page** [\[Back\]](#): back to the previous page. This link is processed by the application. Any pending activity in the current page is properly closed. Unusing back link will lead to incoherences in data.

2. Data edition

Chemical substance:

Chemical information

CAS Registry Numbers	
<input type="text"/>	<input type="checkbox"/>
[More]	[Delete]

General characteristics	Authorisation level
<input type="text"/>	<input type="checkbox"/>
[More]	[Delete]

Origin:* [\[>\]](#)

File Edit View Insert Atom Bond Structure Calculations Tools Help

100%

Marvin Sketch Applet:

Authorisation level: [\[>\]](#)

Formula:

InChI Identifier:

InChI Key:

EC number:

Reach reference number:

Figure 8: Data edition action links

- **Saving in the private area** [Save for later use]: save the currently edited data in a personal workspace without publishing it to the central system. Afterwards one can return to this saved data by using the "work in progress" interface.
- **Data publishing** [Publish to Central System]: save the currently edited data to the central system and make it available to other users (publish it). This operation requires confirmation: press the button to execute, or the button to abort the operation.

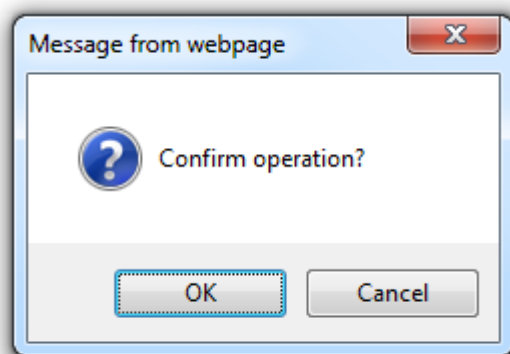


Figure 9: Confirmation window

- **Cancel a modification** [Cancel]: exit from a page without saving updated data to the personal workspace (and, of course, without publishing it).

3. Edition facilitation

Classification Origin:

Classification Origin:	Origin		
Official:	<input type="radio"/> Yes <input checked="" type="radio"/> No		
Rank:	1		
Validity Periods:	Start of Validity:	End of Validity:	Descriptions:
	[>]	[>]	en [Expand]
	[More]		[Delete]

Figure 10: Edition facilitation action links

- **List of Values (LOV)** [>]: open a new window from which one can select one of the possible values of the corresponding data field.

Below an example for the CAS Registry Numbers:

Chemical Information

CAS Registry Numbers	
[>]	<input type="checkbox"/>
[More]	[Delete]
General Characteristics	
[>]	<input type="checkbox"/>
[More]	[Delete]
Molfile: [Upload]	Authorisation Level: [] [>]

Figure 11: List of values of CAS Registry Numbers

You can either select from the list of values or close the window:

**European Customs Inventory of
Chemical Substances**
European Commission, Taxation and Customs Union

Select a CAS Registry Number

Code
1134995-49-5
1188001-65-1
1612954-14-9
64-17-5
67-56-1
74-85-1
760239-94-9
80685-69-4
911913-51-4

[\[Close\]](#)

Figure 12: Close or select

[\[Close\]](#): closes the LOV window. Note that for the fields for which several values can be chosen, the LOV window stays open until the user clicks on this link.

If only a single value can be selected, the LOV window closes once the value has been selected.

4. List of data edition

General characteristics	Authorisation level	
<input type="text"/>	<input type="text"/>	<input type="checkbox"/>
[More]	[Delete]	
Origin:*	<input type="text"/>	[>]

Figure 13: Generic list action links

- **Adding data to a list** [\[More\]](#): add a new record to a list.
- **Removing data from a list** [\[Delete\]](#): remove the selected record from a list. In some cases, records must be selected by flagging check boxes. When no checkbox is available, the record next to the action link is removed. This operation may require confirmation: press the button to delete, or the button to abort the deletion.

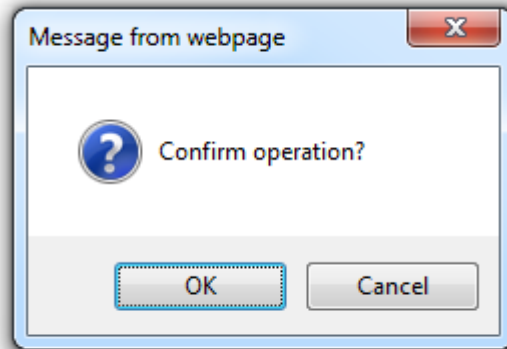


Figure 14: Confirmation window

- **Expand a list of descriptions** [Expand]: expand a list of descriptions. A multilingual description is a description available in several languages. This action is available when only one of the description texts of such a multilingual description is displayed (the one in the working language). The action displays all description texts.

Property		
Name	Value Simple	
		<input type="checkbox"/>
[More]	[>]	[Delete]
Name	Value Multilingual	
	en	<input type="checkbox"/>
[More]	[>]	[Expand]
[More]		[Delete]

Figure 15: Expand descriptions

- **Collapse multilingual descriptions** [Collapse]: collapse a multilingual description. A multilingual description is a description available in several languages. This action is available when all of the description texts (one per language) of such a multilingual description are displayed. The action hides all descriptions except the one in the working language.

ro		
sk		
sl		
sv		
		[Collapse]
[More]		[Delete]

Figure 16: Collapse descriptions

- **Adding data to a list** [\[More\]](#): Addition of name (or a synonym) in different languages. Only one entry per language is allowed.

Name information

Order	Nomenclature system*	Names*	Authorisation level*						
<input type="text"/>	<input type="text"/>	<table border="1"> <thead> <tr> <th>Language</th> <th>Text</th> <th></th> </tr> </thead> <tbody> <tr> <td><input type="text"/></td> <td><input type="text"/></td> <td><input type="checkbox"/></td> </tr> </tbody> </table>	Language	Text		<input type="text"/>	<input type="text"/>	<input type="checkbox"/>	<input type="text"/>
Language	Text								
<input type="text"/>	<input type="text"/>	<input type="checkbox"/>							
	[>]	[More]	[Delete]						
[More]									
Synonyms		Authorisation level	Origin						
<input type="text"/>	<input type="text"/>	<input type="text"/>	<input type="text"/>						
	[>]	[>]	[>]						
[More]		[Delete]							
[More]									

Figure 17: Adding name/synonym in different language

- **Adding data to a list** [\[More\]](#): Addition of different names for one substance. Only one entry per nomenclature type.

Name information

Order	Nomenclature system*	Names*	Authorisation level*						
<input type="text"/>	<input type="text"/>	<table border="1"> <thead> <tr> <th>Language</th> <th>Text</th> <th></th> </tr> </thead> <tbody> <tr> <td><input type="text"/></td> <td><input type="text"/></td> <td><input type="checkbox"/></td> </tr> </tbody> </table>	Language	Text		<input type="text"/>	<input type="text"/>	<input type="checkbox"/>	<input type="text"/>
Language	Text								
<input type="text"/>	<input type="text"/>	<input type="checkbox"/>							
		[More]	[Delete]						
		[More]							
Synonyms		Authorisation level	Origin						
<input type="text"/>	<input type="text"/>	<input type="text"/>	<input type="text"/>						
		[More]	[Delete]						
		[More]							

Figure 18: Adding different names for one substance

8. Erroneous Data

Error messages related to a given erroneous data field are displayed in red under this data field when saving data for later use or publishing it to the central system. Error messages that report more generic error conditions are displayed on the top of the page.

Segment:

Segment:*	<input type="text"/>				
	Mandatory field				
Translations:	The list must contain at least one item.				
	<table border="1"> <thead> <tr> <th>Language*</th> <th>Translation*</th> </tr> </thead> <tbody> <tr> <td>en</td> <td><input type="text"/></td> </tr> </tbody> </table>	Language*	Translation*	en	<input type="text"/>
Language*	Translation*				
en	<input type="text"/>				
	[Expand]				

Figure 19: GUI validation errors

9. Terminology

Before reading this guide, take into consideration the following terminology.

- **Pointing** is moving the mouse to place its pointer over an item.
- **Clicking** is pointing an item on the page and then quickly pressing and releasing the left mouse button.

- A **Link** is a word or sentence (usually in a different colour) on which one can click with the mouse. Clicking on a link triggers an action, which can redirect to another page or submit data to the central system.
- An **Edit box** is a data field where one can type in a free value.
- A **Drop-down box** is a data field where one can select a single value from a fixed set of values. One cannot type in a free value in a drop-down box.
- A **Check box** is a data field for Yes/No choices. One can select it (Yes), or deselect it (No).
- A **Toolbar** is a grouping of links that give easy access to some application actions.

LOGIN

1. Introduction

Depending on the location of the user, there are two different methods to log into the system:

- For the Member State users, located outside of the Commission's intranet, the login should be done via a CCN Gateway;
- For the Commission's users connected to the Commission's intranet, the login is directly done via the application server.

2. Member State Users

- Open a Web browser (e.g. Microsoft Internet Explorer, Firefox).
- Type the ECICS2 application URL in the Address box:

```
http://<host>:<port>/ecics2
```

 e.g. `http://lst.taxud.ccnsi.int:3980/ecics2`
- Enter your Login name and password.



Taxation and Customs Union **CCN/TC Secure Proxy**

Welcome to the CCN Intranet

Access to this area is restricted.

Please enter your login and password to authenticate.

Login:

Password:

You must set your browser to accept cookies in order for login to succeed.

You will be asked to log in again after some period of time has elapsed.

Figure 1: CCN logon page

- To connect to the application, press Submit.

3. Commission's User

- Open a Web browser (e.g. Microsoft Internet Explorer, Firefox).
- Type the ECICS2 application URL in the Address box:
http://<host>:<port>/ECICS2
e.g. http://europa.eu.int:16000/ECICS2
- Enter your username and password.



Figure 2: ECICS2 logon window

- To connect to the application, press OK.
- To abort the connection process, press Cancel.

PART II – Consultation

QUERY FACILITIES

The ECICS2 application provides a set of querying facilities that allow a user to query on published data using a [predefined query](#) or composing an [advanced query](#) by combining selection criteria. The facilities also allow to synchronously [browse](#) the result set of query.

1. Query

For the consultation of chemical substances a predefined query page is available. This page allows querying on published data that matches all of the specified selection criteria (selection criteria present on a query page are combined by AND operators).

For some selection criteria, a list of values (separated by commas) can be provided. In this case, the query returns published data for which the given field matches one of the specified values.

[\[Main menu\]](#) [\[User guide\]](#) [\[Change language\]](#)

Chemical substance consultation - Chemical substance

[\[Query\]](#) [\[Load query\]](#) [\[Save query\]](#) [\[Advanced query\]](#)

Chemical substance query:

Display chemical structure in the result set ?

CUS number:	<input type="text"/> Single value, wildcard '%' may be used.
CAS registry number:	<input type="text"/> Comma separated list. <input type="text"/> Single value, wildcard '%' may be used.
EC number:	<input type="text"/> Single value, wildcard '%' may be used.
UN number:	<input type="text"/> Single value, wildcard '%' may be used.
Name:	<input type="text"/> Single value, wildcard not allowed.
Synonym:	<input type="text"/> Single value, wildcard not allowed.
CN code:	<input type="text"/> Single value, wildcard '%' may be used.
General characteristic:	<input type="text"/> [>] Comma separated list.
Full-text:	<input type="text"/> Allows to select chemical substances having the specified text in their names, synonyms, formula (marked-up text), chemical structure, properties, additional information (marked-up text), fraud information (marked-up text) and/or comments (marked-up text).

[\[Query\]](#) [\[Load query\]](#) [\[Save query\]](#) [\[Advanced query\]](#)

Figure 1: Chemical Substance search toolbar

- If the checkbox is selected then the small Marvin View will appear in the CS result set browser screen.
- [\[Query\]](#): execute the query and displays the result in the [data browser](#) page.
- [\[Load Query\]](#): retrieve a previously saved query (see [load query](#)).
- [\[Save Query\]](#): save the current query selection and sort criteria (not its results) for later use (see [save query](#)).
- [\[Advanced Query\]](#): forward to the [advanced query](#).

2. Criteria syntax for Query and Advanced Query

For some selection criteria, a specific syntax can be used. The syntax is generally described by an information message under the criteria.

In **LIST**-criteria, the list elements are separated by a comma (,).

In **LIKE**-criteria, the text search is case sensitive and the following wildcards can be used:

- "%": the percent wildcard specifies a position in which a sequence of zero or more of possibly different characters can occur.
- "_": the underscore wildcard specifies a position in which a single character must occur.

3. Advanced Query

The advanced query page allows the user to make a query on a given data domain (e.g. Chemical Substance) using a wider range of selection criteria. The user can specify an arbitrary number of selection criteria and compose them using different combination operators. He can also specify several sort criteria.

Display chemical structure in the result set ?

Query criteria:

Combination	Field	Operator	Value

[Add a selection criterion]



Advance Search options

Stereochemistry

Double bond stereo check

Atom matching

Charges:

Isotopes:

Radicals:

Valence:

Tautomer

Vague bond

Return non-hits (inverse result set)

[Add a Chemaxon Selection Criterion]

Sort criteria:

Field	Ascending/Descending

[Add a sort criterion]

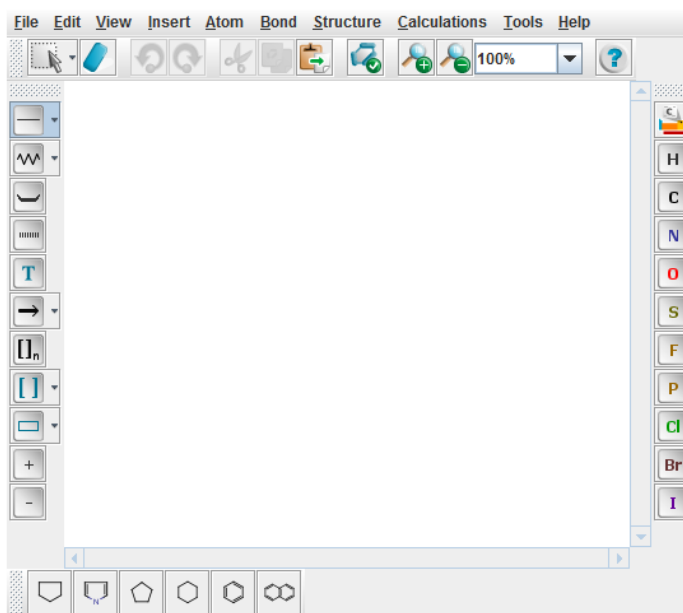
Figure 2: Chemical Substance advance query page with static image

Display chemical structure in the result set ?

Query criteria:

Combination	Field	Operator	Value

[Add a selection criterion]



Advance Search options

Stereochemistry
 Off

Double bond stereo check
 Off

Atom matching

Charges: Ignore

Isotopes: Ignore

Radicals: Ignore

Valence: Ignore

Tautomer
 Off

Vague bond
 Off

Substructure Return non-hits (inverse result set)

[Add a Chemaxon Selection Criterion]

Sort criteria:

Field	Ascending/Descending

[Add a sort criterion]

Figure 3: Chemical Substance advance query page with Marvin sketch applet

- If the checkbox is selected then the small Marvin View will appear in the CS result set browser screen.
- [Add a selection criterion]: add an extra empty selection criterion to the query criteria list.

- [\[Add a Chemaxon Selection criterion\]](#): add an extra empty chemaxon criterion (Marvin sketch for graphical image) to the chemaxon criteria list.
- [\[Add a sort criterion\]](#): add an extra empty sort criterion to the sort criteria list.

To enter a selection criterion select a query space field (table 1 - column 2) and operator (table 1 - column 3) from the drop-down boxes and enter the value to which the selected space field must be compared in the constant field (table 1 - column 4).

The comparison operator's drop-down box content depends on the chosen query space field. Not all operators can be used for every type of query space field.

The following fields CUS Number, EC Number, UN Number, InChI ID, Physical characteristics, Chemical structure authorisation level, Origin Name, Purity, Purity authorisation level, Boiling point, Melting point, Flash point, Density, Is banned, Inclusion in CN annex 3, Inclusion in CN annex 6, Additional information language code, Attachment authorisation level, Attachment MIME type, Attachment sequence number, CAS registry number, Highest registry number, Chemical spectrum authorisation level, Chemical spectrum type, Chemical spectrum MIME type, Chemical spectrum sequence number, Classification CN code, Classification current CN code, Classification end date, Classification origin name, Classification start date, Classification status, Comment authorisation level, Comment language code, Comment sequence number, Document reference name, Fraud description language code, General characteristic code, General characteristic sequence number, Hazard information code, Import correspondence identifier, Import correspondence origin name, Legal reference regulation, License certificate certificate reference number, License certificate sequence number, License certificate type code ID, Name authorisation level, Name stripped text, Name language code, Name frame, language code, Nomenclature system, Nomenclature system order, Name origin authorization level, Name origin name, Pending chemical substance state, Multilingual property code, Multilingual property name, Simple property name, Risk characteristic code, Risk phrase code, Safety phrase code, Synonym authorisation level, Synonym origin authorization level, Synonym origin name, Synonym sequence number, Synonym language code, Version timestamp, Business transaction and Action uses =, !=, >, <, >=, **LIKE**, **IN** operators.

Additional text information, Fraud description text, Comment text, Full text search, Name text, Multilingual property text, Simple property value, Synonym text uses **FIND** operator.

Formula uses **FIND** and **IS NULL** operator.

Except **FIND** operator all the other operators are case sensitive.

The different query criteria must be combined by selecting a combination operator: **AND**, **ANDNOT**, **OR** and **ORNOT**, from the combination drop-down box (table 1 - column 1).

The precedence of the combination operator is important: an **OR** or **ORNOT** operator starts a new comparison block, an **AND** or **ANDNOT** comparison is added to the current comparison block.

Examples: brackets indicate a block

1. *(Condition A) OR (Condition B AND Condition C)*
2. *(Condition A) ORNOT (Condition B AND Condition C)*
3. *(Condition A AND Condition B) ORNOT (Condition C ANDNOT Condition D)*
4. *(Condition A AND Condition B AND Condition C)*
5. *(Condition A OR Condition B) ORNOT (Condition C)*

Note that an expression 'A and (B or C)' must be expressed as '(A AND B) OR (A AND C)'.

Chemaxon(Graphical) criteria is newly added to advanced query. When user opens the advanced query page, user will see a static image in the beginning for the Marvin sketch applet. When user clicks on this static image then the Marvin sketch applet gets loaded and will replace the static image. By using Chemaxon Marvin sketch applet user can draw or load any chemical substance structure and can search with chemical structure. A comprehensive explanation of the Marvin sketch applet is beyond the scope of this user manual. Please consult the documentation on <http://www.chemaxon.com/marvin/help/index.html> or <http://www.chemaxon.com/jchem/doc/user/>.

Now the available search types are

1. *Only Selection Criteria*
2. *Only Chemaxon Criteria*

3. *Selection Criteria* **AND** Chemaxon Criteria
4. *Selection Criteria* **OR** Chemaxon Criteria
5. *Selection Criteria* **ANDNOT** Chemaxon Criteria
6. *Selection Criteria* **ORNOT** Chemaxon Criteria

The advance query can have multiple chemical structures and user can search with the chemical structures. The operation of **AND**, **OR**, **ORNOT** and **ANDNOT** between these chemical structures is similar to multiple selection in selection criteria that is already explained above.

The result set can be sorted in the ascending (A) or descending (D) order (table 2 - see 2) on different query space fields (table 2 - see 1). The query space fields available for sorting or CUS Number and Name stripped text.

- [Query]: execute the query and displays the result in the [data browser](#) page.
- [Load Query]: retrieve a previously saved query (see [load query](#)).
- [Save Query]: save the query selection and sort criteria (not its results) for later use (see [save query](#)).
- [Clear fields]: clear all criteria.
- [Back]: cancel the current query and go back to the previous page.

4. Save and Load Query

The simple query and the [advanced query](#) pages let the user save the set of selection and sort criteria of the current query for later use.

European Customs Inventory of Chemical Substances
European Commission, Taxation and Customs Union

[\[Main menu\]](#) [\[User guide\]](#) [\[Change language\]](#)

Save query

Query name:

Description:

[\[Save query\]](#) [\[Cancel\]](#)

Figure 4: User predefined queries save page

Users are requested to provide a name which will help them identify each query at retrieval time. Saving a query with an existing name overwrites the contents of the query previously saved under that same name.

[\[Main menu\]](#) [\[User guide\]](#) [\[Change language\]](#)

Load query

Query name	Description	
Title Query	This is a title search query	[Load] [Delete]

[\[Cancel\]](#)

Figure 5: User predefined queries load page

- [\[Load\]](#): display the appropriate query page (simple query or [advanced](#)) where selection and sort criteria reflect the contents of the query that was saved.
- [\[Delete\]](#): delete the query.

5. Historic Query

An historic query is a query that selects historic versions of data. Such a query can be made by specifying a selection criterion on the publication timestamp. Historic queries can be made from the [query page](#) (using the selection criterion on publication timestamp if available) or from the [advanced query page](#). No edit is possible on the query result.

Query criteria:

Combination	Field	Operator	Value
	Version timestamp	<	2013-02-08T14:12:26

Figure 6: Query for multiple versions of data

Retrieved rows:

Records: 1 - 25 / 258

CUS number	Name text	Highest CAS registry number	Classification current CN code	Chemical structure	Version timestamp	Action	Workpackage ID	
0010001-6	Chemical Substance name		1221 11 11		2012-01-21T11:37:37	I	1327125976372002	[View]
0010001-6	abietic acid, technical		1221 11 11		2013-01-15T19:00:06	U	1358256513491020	[View]
0010001-6	abietic acid, technical		1221 11 11		2012-09-22T17:48:57	U	1348316329802000	[View]
0010001-6	abietic acid, technical		1221 11 11		2012-09-10T15:15:43	U	1347268852278003	[View]
0010001-6	abietic acid, technical		1221 11 11		2012-09-10T15:02:27	U	1347268852278002	[View]
0010001-6	abietic acid, technical		1221 11 11		2012-09-10T14:57:32	U	1347268852278001	[View]
0010001-6	abietic acid, technical		1221 11 11		2012-01-21T11:39:00	U	1327125976372004	[View]
0010001-6	abietic acid, technical		1221 11 11		2012-01-21T11:38:28	U	1327125976372003	[View]
0010001-6	abietic acid, technical		1221 11 11		2013-02-04T20:25:10	U	1359989646571001	[View]
0010002-7	Chemical Substance name				2012-01-21T11:37:37	I	1327125976372002	[View]
0010002-7	gamma-cyclodextrin				2012-01-21T11:39:00	U	1327125976372004	[View]
0010002-7	gamma-cyclodextrin				2012-01-21T11:38:28	U	1327125976372003	[View]
0010002-7	gamma-cyclodextrin				2013-01-15T19:00:06	U	1358256513491020	[View]
0010003-8	Chemical Substance name				2012-01-21T11:37:37	I	1327125976372002	[View]
0010003-8	acenaphthene				2012-01-21T11:39:00	U	1327125976372004	[View]
0010003-8	acenaphthene				2012-01-21T11:38:28	U	1327125976372003	[View]
0010003-8	acenaphthene				2013-01-15T19:00:06	U	1358256513491020	[View]
0010004-9	Chemical Substance name				2012-01-21T11:37:37	I	1327125976372002	[View]
0010004-9	acenaphthenequinone				2013-01-15T19:00:06	U	1358256513491020	[View]
0010004-9	acenaphthenequinone				2012-01-21T11:39:00	U	1327125976372004	[View]
0010004-9	acenaphthenequinone				2012-01-21T11:38:28	U	1327125976372003	[View]
0010005-0	Chemical Substance name				2012-01-21T11:37:37	I	1327125976372002	[View]
0010005-0	acenaphthen-1-ol				2012-01-21T11:38:28	U	1327125976372003	[View]
0010005-0	acenaphthen-1-ol				2012-01-21T11:39:00	U	1327125976372004	[View]
0010005-0	acenaphthen-1-ol				2013-01-15T19:00:06	U	1358256513491020	[View]

[\[Next rows >\]](#) [\[Last rows >>\]](#)

[\[Overview\]](#)

[\[Go back to query\]](#)

Figure 7: Query result showing multiple versions of data

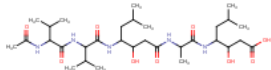
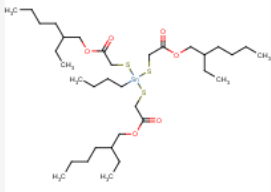
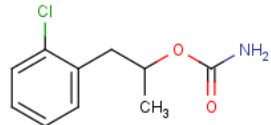
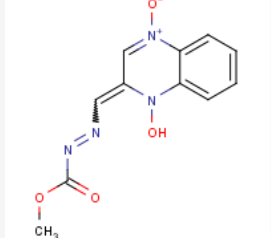
6. Data Browser

The data browser page allows browsing the result set of a query. Action links are provided for this purpose. The structure of a chemical substance will only be shown if the checkbox on the query screen has been marked.

Generally, data-dependent action links are provided for each retrieved data (e.g. actions links to view or update the retrieved data).

Retrieved rows:

Records: 1 - 25 / 53

CUS number	Name text	Highest CAS registry number	Classification current CN code	Chemical structure	
0100020-0	number two				[View] [Edit]
0100021-1	number three				[View] [Edit]
0100022-2	number four				[View] [Edit]
0100023-3	number 5				[View] [Edit]

[\[Next rows >\]](#) [\[Last rows >>\]](#)
[\[Overview\]](#)

Figure 8: Data browser with the navigation links

[\[<< First Rows\]](#), [\[< Previous Rows\]](#), [\[Next Rows >\]](#), [\[Last Rows >>\]](#) : navigate through the query results. These action links respectively go to the first set of rows, the previous set of rows, the next set of rows, and the last set of rows returned by the query. These action links are only available if the result set of the query contains more data than the maximum number of data displayed on the data browser page.

The action links available for each selected data depend on the domain of the data and on the privileges of the user. Note that generally, in case of [historic query](#), it is only allowed to view the selected data.

7. Data Browser Overview

The data browser overview mode allows displaying the complete result set of a query on a single page. Moreover, from this view, it is possible to request for a mass update of the chemical substances displayed, as well as export operations.

Chemical Substance

1. Chemical Substance Edition (New/Edit) as Internal User

The Chemical Substance edition page is used to create a new Chemical Substance or to update an existing Chemical Substance (either a published Chemical Substance selected by query or a Chemical Substance present in the work in progress area of the user). User can also add chemical substance structure through Marvin sketch. When user opens the edit page, user will see a static image in the beginning for the Marvin sketch applet. When user clicks on this static image then the Marvin sketch applet gets loaded and will replace the static image. A comprehensive explanation of the Marvin sketch applet is beyond the scope of this user manual. Please consult the documentation on <http://www.chemaxon.com/marvin/help/index.html> or <http://www.chemaxon.com/jchem/doc/user/>. If an existing chemical substance is being edited, the CUS number field is not editable.

Mandatory fields are indicated by a black star (*) next to the field name.

The screenshot displays the 'Chemical Substance Edition' interface. At the top, it shows the title 'European Chemicals Inventory of Chemical Substances' and 'Chemical Substance Management - Chemical Substance Editor'. The main content area is divided into several sections:

- Basic Information:** Includes fields for 'CUS Number', 'Name', 'Accession Level', 'Accession Number', and 'Accession Date'.
- Classification Information:** Includes fields for 'Classification Code', 'Date', and 'Status'.
- Classification Document References:** A section for listing references.
- Accession:** Includes fields for 'Accession Number' and 'Accession Level'.
- Name Information:** A table with columns for 'Name', 'Accession Level', 'Status', 'CAS Number', and 'Form'. It lists various names and their corresponding CAS numbers.
- Reference Structure:** Includes fields for 'Reference Structure Type' and 'Reference Structure Number'.
- Comments:** A text area for entering comments.
- Risk Data:** Includes fields for 'Hazard Information', 'Safety Information', and 'Exposure Information'.
- Chemical Information:** Includes fields for 'Molecular Weight', 'Formula', 'Molecular Weight', and 'Chemical Information'.

The page also features navigation buttons such as 'Back', 'Forward', and 'Print'.

Figure 1: Chemical Substance edition page as internal user with static image

The screenshot displays a web-based interface for editing chemical substances. At the top, there is a blue header bar with the text "Commission européenne/Europese Commissie" and "1049 Bruxelles/Brussel, BELGIQUE/BELGIË". Below this, the page is organized into several sections:

- Navigation and Search:** Includes fields for "Recherche par numéro CAS", "Recherche par numéro EINECS", and "Recherche par numéro C.I.N.". There are also buttons for "Ajouter", "Modifier", and "Supprimer".
- Chemical Structure:** A central area featuring the "Marvin sketch applet" which shows a chemical structure with red and blue atoms and bonds. To the right of the sketch is a vertical toolbar with various icons for editing the structure.
- Form Fields:** Multiple sections containing text input fields, dropdown menus, and checkboxes for entering chemical data.
- Table:** A large table with multiple columns, likely for listing chemical properties or related substances. The table has a header row and several data rows.
- Footer:** A small footer at the bottom of the page with the text "Commission européenne/Europese Commissie".

Figure 2: Chemical Substance edition page as internal user with Marvin sketch applet

The action links are described in the [introduction](#) of this user guide.

2. Chemical Substance Edition (New/Edit) as External User

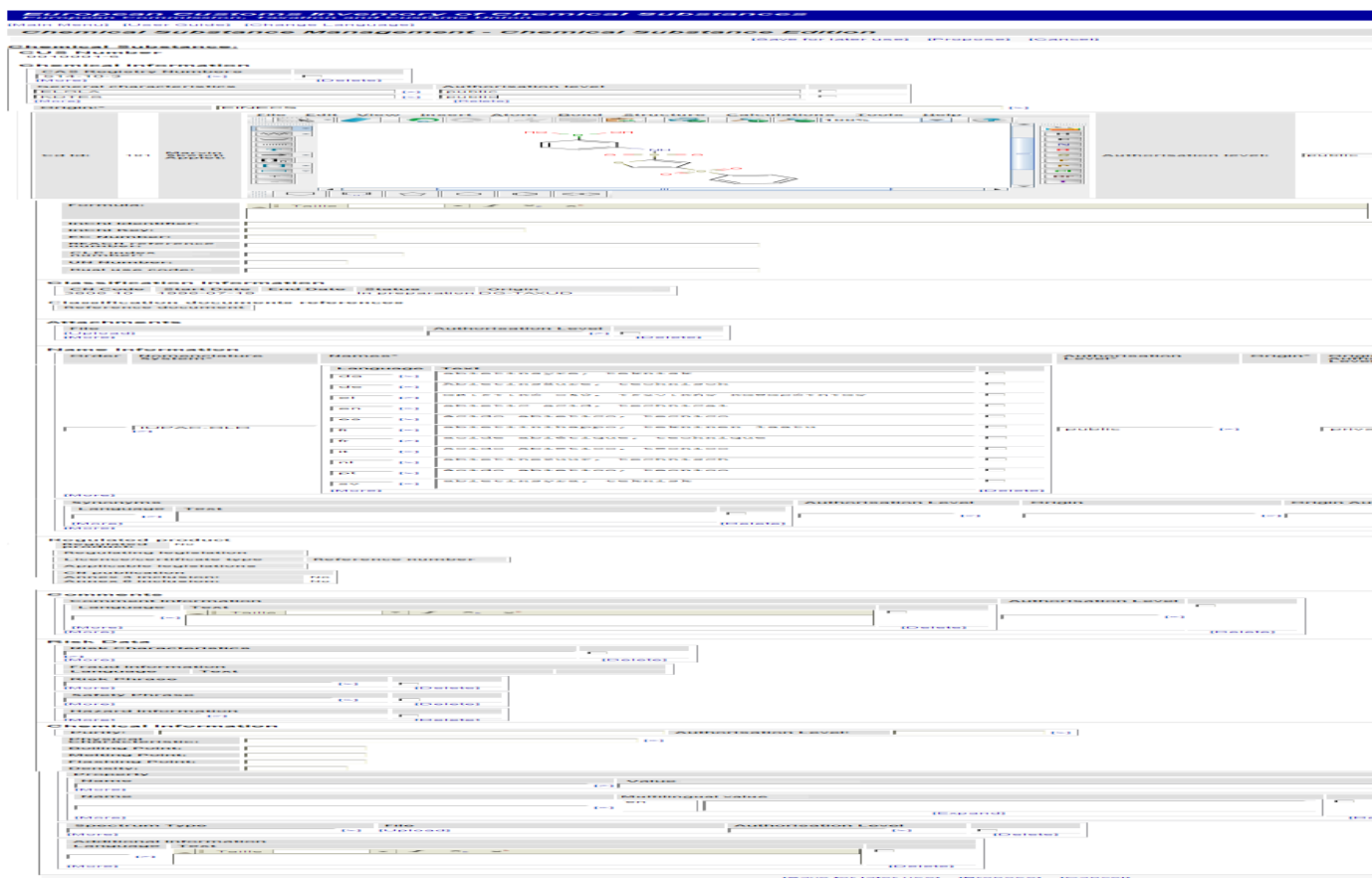


Figure 3: Chemical Substance edition page as external user

[\[Propose\]](#): Propose this chemical substance for take over by an Internal User.

3. Query

"Find chemical substances" link at main menu allows the user to query published Chemical Substances based on a predefined set of selection criteria.

"Find draft chemical substances" link at main menu allows the user to query non published Chemical Substances based on a predefined set of selection criteria.

Learn more about the [query action links](#) and [criteria syntax](#). The result set of such a query can be browsed using the [data browser](#) page.

[\[Main menu\]](#) [\[User guide\]](#) [\[Change language\]](#)

Chemical Substance Consultation - Chemical Substance

[\[Query\]](#) [\[Load query\]](#) [\[Save query\]](#) [\[Advanced query\]](#)

Chemical substance query:

Display chemical structure in the result set ?

CUS number:	<input type="text"/> Single value, wildcard '%' may be used.
CAS Registry Number:	<input type="text"/> Comma separated list. <input type="text"/> Single value, wildcard '%' may be used.
EC number:	<input type="text"/> Single value, wildcard '%' may be used.
UN number:	<input type="text"/> Single value, wildcard '%' may be used.
Name:	<input type="text"/> Single value, wildcard not allowed.
Synonym:	<input type="text"/> Single value, wildcard not allowed.
CN code:	<input type="text"/> Single value, wildcard '%' may be used.
General characteristic:	<input type="text"/> [>] Comma separated list.
Full-text:	<input type="text"/> Allows to select chemical substances having the specified text in their names, synonyms, formula (marked-up text), chemical structure, properties, additional information (marked-up text), fraud information (marked-up text) and/or comments (marked-up text).

[\[Query\]](#) [\[Load query\]](#) [\[Save query\]](#) [\[Advanced query\]](#)

Figure 4: Chemical Substance simple query

4. Advanced Query

This Advanced query link at query page allows the user to make a query on the published Chemical Substances.

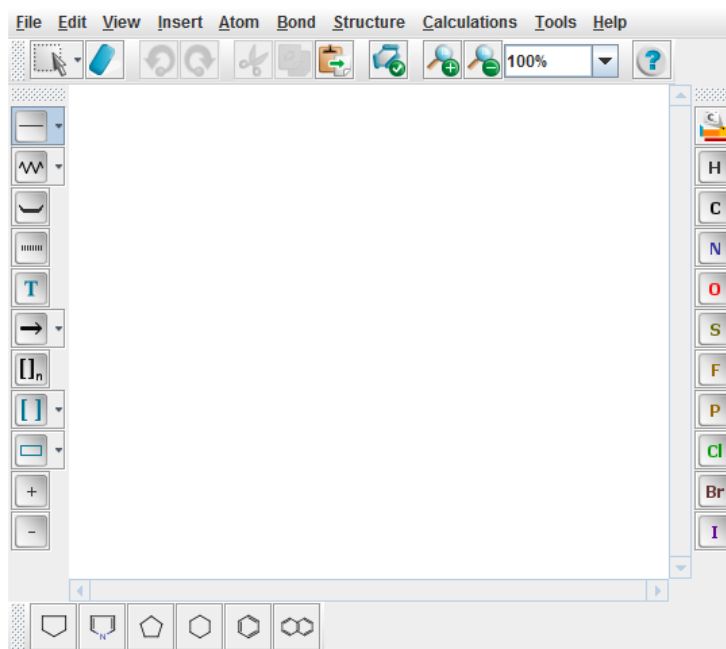
See how to use the [advanced query](#) page. The result set of such a query can be browsed using the [data browser](#) page.

Display chemical structure in the result set ?

Query criteria:

Combination	Field	Operator	Value

[Add a selection criterion]



Advance Search options

Stereochemistry

Double bond stereo check

Atom matching

Charges:

Isotopes:

Radicals:

Valence:

Tautomer

Vague bond

Substructure Return non-hits (inverse result set)

[Add a Chemaxon Selection Criterion]

Sort criteria:

Field	Ascending/Descending

[Add a sort criterion]

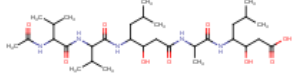
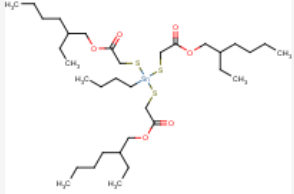
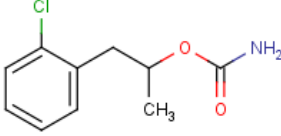
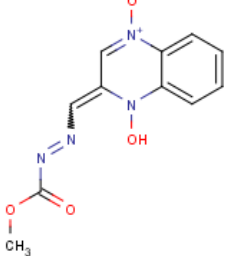
Figure 5: ECICS2 Chemical substances advanced query page

5. Data Browser

The result set of a query on published Chemical Substances is displayed in the data browser page. The structure of a chemical substance will only be shown if the checkbox on the query screen has been marked. See how the result set can be [browsed](#) using such a data browser. The visited Chemical Substances are displayed in bold.

Retrieved rows:

Records: 1 - 25 / 53

CUS number	Name text	Highest CAS registry number	Classification current CN code	Chemical structure	
0100020-0	number two				[View] [Edit]
0100021-1	number three				[View] [Edit]
0100022-2	number four				[View] [Edit]
0100023-3	number 5				[View] [Edit]

[\[Next rows >\]](#) [\[Last rows >>\]](#)
[\[Overview\]](#)

Figure 6: Chemical Substance data browser

For each Chemical Substance displayed in the data browser the following actions are available. The availability of the actions depends on the privileges of the user.

- [\[View\]](#): view the Chemical Substance. A page representing the [Chemical Substance](#) is displayed.
- [\[Edit\]](#): edit the Chemical Substance. The [Chemical Substance edition](#) page is displayed.

Chemical Substance:


CUS Number
00100016

Chemical Information

CAS Registry Numbers
514-10-3

General characteristics	Authorisation level
ELGLA	public
MDTES	public
Origin: ENECS	

Cat Id: 101 Marvin View Applet



Authorisation level: public

Formula: This is a formula

InChI Identifier: 0000000000

InChI Key: 0000000000

EC Number: 0000000000

REACH reference number: 0000000000

CLP index number: 0000000000

UFI Number: 00000000

Dual use code: 0000000000

Classification Information

CH Code	Start Date	End Date	Status	Origin
3006 10	2010-01-01		In preparation	DG-TAXUD

Attachments

File	Authorisation Level
applicationmsword [View]	public

Name Information

Order	Nomenclature System	Names	Authorisation Level	Origin	Origin Authorisation Level	Frame																								
	IUPAC-OLD	<table border="1"> <thead> <tr> <th>Language</th> <th>Text</th> </tr> </thead> <tbody> <tr><td>da</td><td>abietinsyre, teknisk</td></tr> <tr><td>de</td><td>Abietinsäure, technisch</td></tr> <tr><td>el</td><td>αβιητικό οξύ, τεχνική, κομπούρα</td></tr> <tr><td>en</td><td>abietic acid, technical</td></tr> <tr><td>es</td><td>ácido abietico, técnico</td></tr> <tr><td>fi</td><td>abietinihappo, tekninen laatu</td></tr> <tr><td>fr</td><td>acide abétique, technique</td></tr> <tr><td>it</td><td>acido abietico, tecnico</td></tr> <tr><td>nl</td><td>abietinezuur, technisch</td></tr> <tr><td>pt</td><td>ácido abietico, técnico</td></tr> <tr><td>sv</td><td>abietinsyra, teknisk</td></tr> </tbody> </table>	Language	Text	da	abietinsyre, teknisk	de	Abietinsäure, technisch	el	αβιητικό οξύ, τεχνική, κομπούρα	en	abietic acid, technical	es	ácido abietico, técnico	fi	abietinihappo, tekninen laatu	fr	acide abétique, technique	it	acido abietico, tecnico	nl	abietinezuur, technisch	pt	ácido abietico, técnico	sv	abietinsyra, teknisk	public		private	
Language	Text																													
da	abietinsyre, teknisk																													
de	Abietinsäure, technisch																													
el	αβιητικό οξύ, τεχνική, κομπούρα																													
en	abietic acid, technical																													
es	ácido abietico, técnico																													
fi	abietinihappo, tekninen laatu																													
fr	acide abétique, technique																													
it	acido abietico, tecnico																													
nl	abietinezuur, technisch																													
pt	ácido abietico, técnico																													
sv	abietinsyra, teknisk																													

Synonyms

Language	Text	Authorisation Level	Origin	Origin Authorisation Level
en	Synonym	public	ECICS	public

Regulated product

Regulated product: No

CH publication

Annex 3 inclusion: No

Annex 6 inclusion: No

Comments

Comment Information	Authorisation Level				
<table border="1"> <thead> <tr> <th>Language</th> <th>Text</th> </tr> </thead> <tbody> <tr> <td>en</td> <td>Comment</td> </tr> </tbody> </table>	Language	Text	en	Comment	public
Language	Text				
en	Comment				

Risk Data

Risk Characteristics

Test

Chemical Information

Purity: 10% Authorisation Level: public

6. Chemical Substance Visualisation/Printing (View)

The Chemical Substance visualisation page displays a Chemical Substance. This page is obtained from data browser page, when the user clicks view link on a chemical substance. When user opens the view page, user will see a static image in the beginning for the Marvin view applet. When user clicks on this static image then the Marvin view applet gets loaded and will replace the static image.

Figure 7: Chemical Substance visualisation page with static image

Chemical Substance Management - Chemical Substance Consultation

[Create from template] [Edit] [Back]

Chemical Substance:

CUS Number

0010001-6

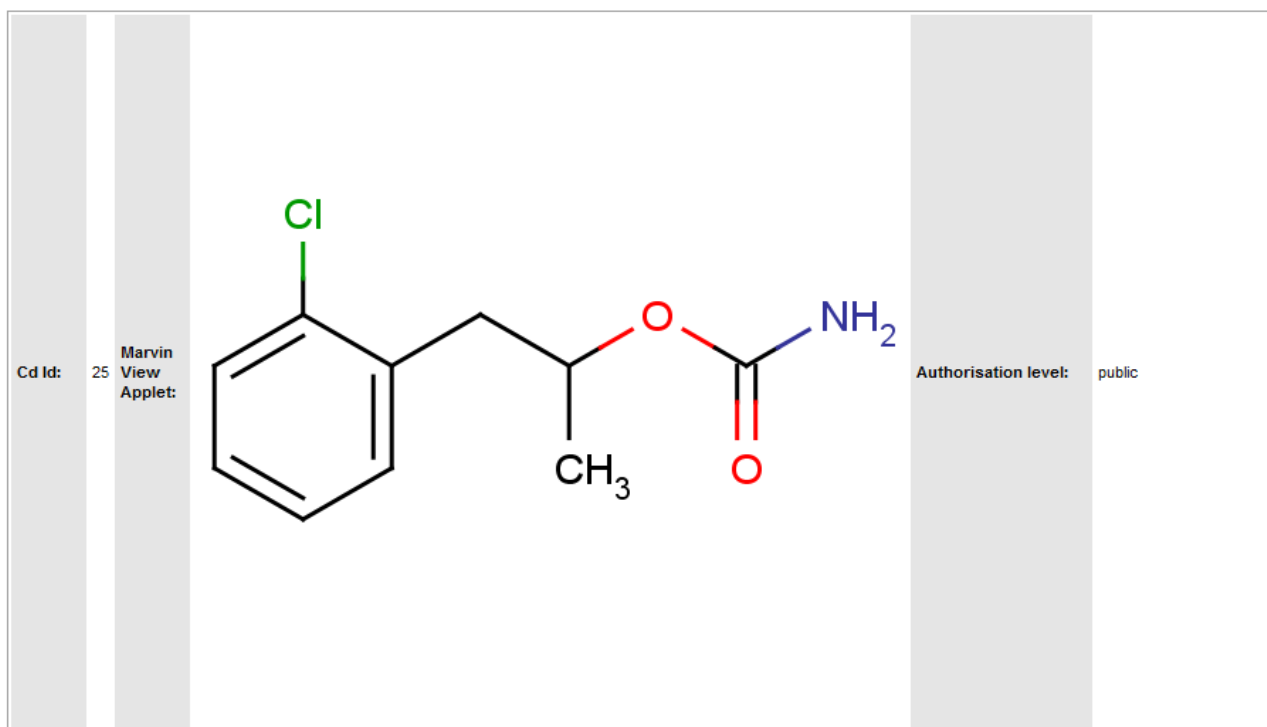
Chemical Information

CAS Registry Numbers

514-10-3

General characteristics	Authorisation level
ELOLA	public
KDTES	public

Origin: EINECS



Formula: This is a formula

InChI Identifier: 0000000000

InChI Key: 0000000000

EC Number: 000000000

REACH reference number: 0000000000

CLP index number: 0000000000

UN Number: 0000000

Dual use code: 0000000000

Classification Information

CN Code	Start Date	End Date	Status	Origin
---------	------------	----------	--------	--------

Figure 8: Chemical Substance visualisation page with Marvin view applet

[\[Create from template\]](#): used to create a new chemical substance similar to the one copied.

7. Work in progress (Internal user)

This main menu choice allows a user to access to his work in progress or the work in progress of each user of the Commission. Using this option, a user can continue a pending work session. He can decide to cancel a given pending work or to publish it (make its data available to all users).

European Customs Inventory of Chemical Substances
European Commission, Taxation and Customs Union

[\[Main menu\]](#) [\[User guide\]](#) [\[Change language\]](#)

My Work In Progress

[\[Work in Progress in my country\]](#)

[\[Internal draft\]](#) [\[External draft\]](#) [\[Proposed draft\]](#) [\[Under evaluation draft\]](#) [\[Back\]](#)

Internal Draft Chemical Substance:

Code	Operation	Time	Owner	
0009009-5	Modification	2009-05-07T17:37:33	ecics2-taxud-b3	[Edit] [View] [Cancel] [Publish] [Transfer ownership]

Figure 9: Draft Chemical Substances in the 'My work in progress' area of an Internal user

See [work in progress](#) for information about generic actions of this page. These links allow cancelling or publishing the data, and switching between the user's work in progress and the work in progress of (her) his country. Once published, the chemical substance cannot be published again. If the chemical substance is under work in progress, then it can be edited for different versions of data and then published.

The other links are:

- [\[Internal draft\]](#): display the draft chemical substances of the user.
- [\[External draft\]](#): display the draft chemical substances of the external users.

For each external draft chemical substance displayed, the following actions are available:

- [\[Take\]](#): take ownership of the proposed chemical substance (administrators only).
- [\[Proposed draft\]](#): display the draft chemical substances proposed by the external users.

My Work In Progress

[\[Work in Progress in my country\]](#)

[\[Internal draft\]](#) [\[External draft\]](#) [\[Proposed draft\]](#) [\[Under evaluation draft\]](#) [\[Back\]](#)

Proposed Draft Chemical Substance:

Code	Operation	Time	Owner	
0001001-5	Modification	2009-05-09T09:09:09	ecics2-be	[View] [Take]

Figure 10: Draft Chemical Substances proposed by external users

For each proposed chemical substance displayed in the data browser, the following actions are available:

- [\[Take\]](#): take ownership of the proposed chemical substance.
- [\[Under evaluation draft\]](#): display the draft chemical substances taken from the external users.

8. Work in progress (External user)

An external user can access to his "Work in progress" section.

European Customs Inventory of Chemical Substances
European Commission, Taxation and Customs Union

[\[Main Menu\]](#) [\[User Guide\]](#) [\[Change Language\]](#)

My Work In Progress

[\[Work in Progress in my country\]](#)

[\[External draft\]](#) [\[Proposed draft\]](#) [\[Under evaluation draft\]](#) [\[Back\]](#)

External Draft Chemical Substance:

Code	Operation	Time	Owner	
0006006-0	Modification	2009-05-12T16:11:57	ecics2-test103@BE	[Edit] [View] [Propose] [Cancel] [Transfer ownership]

Figure 11: Chemical Substances in 'My work in progress'

See [work in progress](#) for information about generic actions of this page. These links allow cancelling or publishing the data, and switching between the user's work in progress and the work in progress of (her) his country.

The other links are:

- [\[External draft\]](#): display the draft chemical substances of the external user.
- [\[Proposed draft\]](#): display the draft chemical substances proposed by the external user.

My work in progress

[\[Work in Progress in my country\]](#)

[\[External draft\]](#) [\[Proposed draft\]](#) [\[Under evaluation draft\]](#) [\[Back\]](#)

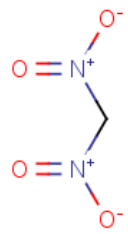
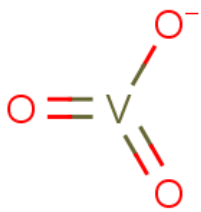
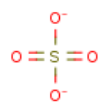
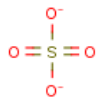
Proposed Draft Chemical Substance:

Code	Operation	Time	Owner	
0006006-0	Modification	2009-05-12T16:11:57	ecics2-test103@BE	[View] [Withdraw] [Transfer ownership]

Figure 12: Draft Chemical Substances proposed by an external user

For each proposed chemical substance displayed, the following actions are available:

- [\[Withdraw\]](#): withdraw the proposed chemical substance.
- [\[Under evaluation draft\]](#): display the draft chemical substances, now taken under evaluation by an internal user, previously owned by the external user.

CUS number	Name text	Highest CAS registry number	Classification current CN code	Chemical structure	
0010002-7	gamma-cyclodextrin				[View] [Edit]
0010003-8	acenaphthene				[View] [Edit]
0010004-9	acenaphthenequinone				[View] [Edit]
0010005-0	acenaphthen-1-ol				[View] [Edit]
0010006-1	Acenaphthen-3-ol				[View] [Edit]
0010007-2	acenaphthylene				[View] [Edit]
0010008-3	acefylline piperazine				[View] [Edit]
0010009-4	acepromazine				[View] [Edit]
0100044-8	number 26				[View] [Edit]
0100045-9	number 27				[View] [Edit]
0100046-0	number 28			Ti^{4+}  	[View] [Edit]

[\[Mass update text\]](#) [\[Mass insert classification\]](#) [\[Mass update classification\]](#) [\[Mass update classification status\]](#) [\[Export XML\]](#) [\[Export ACD/Labs\]](#) [\[Automatic Translation of Chemical Names\]](#)

[\[Go back to query\]](#)

Figure 9: Data browser overview mode

[\[Browser View\]](#) : return to simple browser view with page navigation available.

[\[Mass text replacement\]](#) : Opens the mass text replacement page for the chemical substances displayed. All the Chemical Substances displayed as a result of query will get affected as long as the results are below 500(Defined in the configuration file).

[\[Mass insert classification\]](#) : Opens the mass insert classification page for the chemical substances displayed.

[\[Mass update classification\]](#) : Opens the mass update classification page for the chemical substances displayed.

[\[Mass update classification status\]](#) : Opens the mass update classification status page for the chemical substances displayed.

[\[Export XML\]](#) : Opens the Export XML page for the chemical substances displayed.

[\[Export ACD/Labs\]](#) : Opens the ACD/Labs Export XML page for the chemical substances displayed.

The action links available for each selected data depend on the domain of the data and on the privileges of the user. Note that generally, in case of [historic query](#), it is only allowed to view the selected data.

Reference Data



Some data/options are only available for users with a specific profile.

1. General Info

From the main page, the ECICS2 Reference Data are used in lists displayed in the Reference Information Management section.

Except the following Reference Data:

- CAS Registry Numbers
- Classification Document References
- General Characteristics
- Segments

for which a query page is used to search those Reference Data, the management of the other Reference Data is very similar, we will only review the Authorisation Levels edition and visualization and the Classification Document References query.

2. Authorisation Level Edition (New/Edit)

The Authorisation Level Management page is used to create a new Authorisation Level or to update an existing one.

The multilingual description is collapsed by default (one can expand it by clicking on the [\[Expand\]](#) link).

European Customs Inventory of Chemical Substances
European Commission, Taxation and Customs Union

[\[Main menu\]](#) [\[User guide\]](#) [\[Change language\]](#)

Authorisation level management

Authorisation level:

Authorisation level:*	<input type="text"/>		
Validity periods:	Start of validity*	End of validity	Descriptions*
	<input type="text"/> [>]	<input type="text"/> [>]	en <input type="text"/> [Expand]
	[More]		<input type="checkbox"/> [Delete]

[\[Save for later use\]](#) [\[Publish to central system\]](#) [\[Cancel\]](#)

Figure 1: Authorisation Level edition page

The action links are described in the [introduction](#) of this user guide.

3. Authorisation Level Visualization (View)

The Authorisation Level visualization page displays an Authorisation Level in a read-only mode.

[\[Main menu\]](#) [\[User guide\]](#) [\[Change language\]](#)

Authorisation level consultation

Authorisation level:

Authorisation level:	public		
Validity periods:	Start of validity	End of validity	Descriptions
	1900-01-01		en Public authorisation level.

[\[Back\]](#)

Figure 2: Authorisation Level visualization page

4. Overview

This page displays a list of all the Authorisation Levels.

[\[Main menu\]](#) [\[User guide\]](#) [\[Change language\]](#)

Authorisation level consultation

Retrieved rows:

Records: 1 - 3 / 3

Authorisation	Begin date	End date	Language code	Authorisation level description	
confidential	1900-01-01		en	Confidential authorisation level.	[View] [Edit]
private	1900-01-01		en	Private authorisation level.	[View] [Edit]
public	1900-01-01		en	Public authorisation level.	[View] [Edit]

[\[New authorisation level\]](#)

Figure 3: Authorisation Level data browser

For each Authorisation Level, there are two action links available. The availability of the actions depends on the privileges of the user.

- [\[View\]](#): view the Authorisation Level.
- [\[Edit\]](#): edit the Authorisation Level. The [Authorisation Level edition](#) page is displayed, and the user can change all or some of the fields depending on the **published** status of the Authorisation Level.

The additional link [\[New Authorisation Level\]](#) [creates](#) a new Authorisation Level.

5. Query

For the consultation of the following Reference Data:

- CAS Registry Numbers
- Classification Document References

- General Characteristics
- Segments

a predefined query page is available. This page allows querying published reference data that matches all of the specified selection criteria.

European Customs Inventory of Chemical Substances
European Commission, Taxation and Customs Union

[\[Main Menu\]](#) [\[User Guide\]](#) [\[Change Language\]](#)

Chemical Substance Consultation - Chemical Substance

[\[Query\]](#) [\[Load Query\]](#) [\[Save Query\]](#)

Classification Document Reference Query:

Classification Document:	<input type="text"/>
	Single value, wildcard '%' may be used.
Description:	<input type="text"/>
	Single value, wildcard not allowed.
Validity period:	<input type="text"/> [>] ... <input type="text"/> [>]
	Start and end values of a date range. Format: YYYY-MM-DD.

[\[Query\]](#) [\[Load Query\]](#) [\[Save Query\]](#)

Figure 4: Classification Document Reference query

Learn more about the [query action links](#) and [criteria syntax](#).

The result set of such a query can be browsed using the following data browser.

European Customs Inventory of Chemical Substances
European Commission, Taxation and Customs Union

[\[Main menu\]](#) [\[User guide\]](#) [\[Change language\]](#)

Classification documents references consultation

Retrieved rows:
Records: 1 - 5 / 5

Classification document reference name	Begin date	End date	Language code	Classification document reference description	
TAXUD-0624-2007	1900-01-01		en	Revision of ECICS	[View] [Edit]
TAXUD-0705-2007	1900-01-01		en	Revision of ECICS	[View] [Edit]
TAXUD-0718-2007	1900-01-01		en	Revision of ECICS	[View] [Edit]
TAXUD-0728-2007	1900-01-01		en	Revision of ECICS	[View] [Edit]
TAXUD-0779-2007	1900-01-01		en	Revision of ECICS	[View] [Edit]

[\[New classification reference document\]](#) [\[Go back to query\]](#)

Figure 5: Classification Document Reference data browser

6. Publish (Work in progress)

This main menu choice allows a user to access his work in progress for reference data or the work in progress of each user of his country. Using this option, a user can continue a pending work session. He can decide to cancel a given pending work package or to publish it (make its data available to all users).

[\[Main menu\]](#) [\[User guide\]](#) [\[Change language\]](#)

Draft Authorisation Level:

Code	Operation	Time	Owner	
Conf_draft	New	2013-03-11T18:14:44	ecics2-test001	[Edit] [View] [Cancel] [Publish] [Transfer ownership]

Draft CAS Reference:

No record found

Draft Classification Origin:

No record found

Draft Classification Status:

No record found

Draft Classification Document Reference:

No record found

Draft General Characteristic:

No record found

Draft Hazard Information:

No record found

Draft MIME Type:

No record found

Draft Nomenclature System:

No record found

Draft Origin:

No record found

Draft Physical Characteristic:

No record found

Draft Property:

No record found

Draft Risk Characteristic:

No record found

Draft Risk Phrase:

No record found

Draft Safety Phrase:

No record found

Draft Segment:

No record found

Draft Spectrum Type:

No record found

Figure 6: Reference Data Work in Progress page

See [work in progress](#) for information about the action links common to every work in progress page. These links allow cancelling or publishing data, and switching between the user's work in progress and the work in progress of its country.

PART III - Data Entry

Chemical Substance

1. Chemical Substance Edition (New/Edit) as Internal User

The Chemical Substance edition page is used to create a new Chemical Substance or to update an existing Chemical Substance (either a published Chemical Substance selected by query or a Chemical Substance present in the work in progress area of the user). User can also add chemical substance structure through Marvin sketch. When user opens the edit page, user will see a static image in the beginning for the Marvin sketch applet. When user clicks on this static image then the Marvin sketch applet gets loaded and will replace the static image. A comprehensive explanation of the Marvin sketch applet is beyond the scope of this user manual. Please consult the documentation on <http://www.chemaxon.com/marvin/help/index.html> or <http://www.chemaxon.com/jchem/doc/user/>. If an existing chemical substance is being edited, the CUS number field is not editable.

Mandatory fields are indicated by a black star (*) next to the field name.

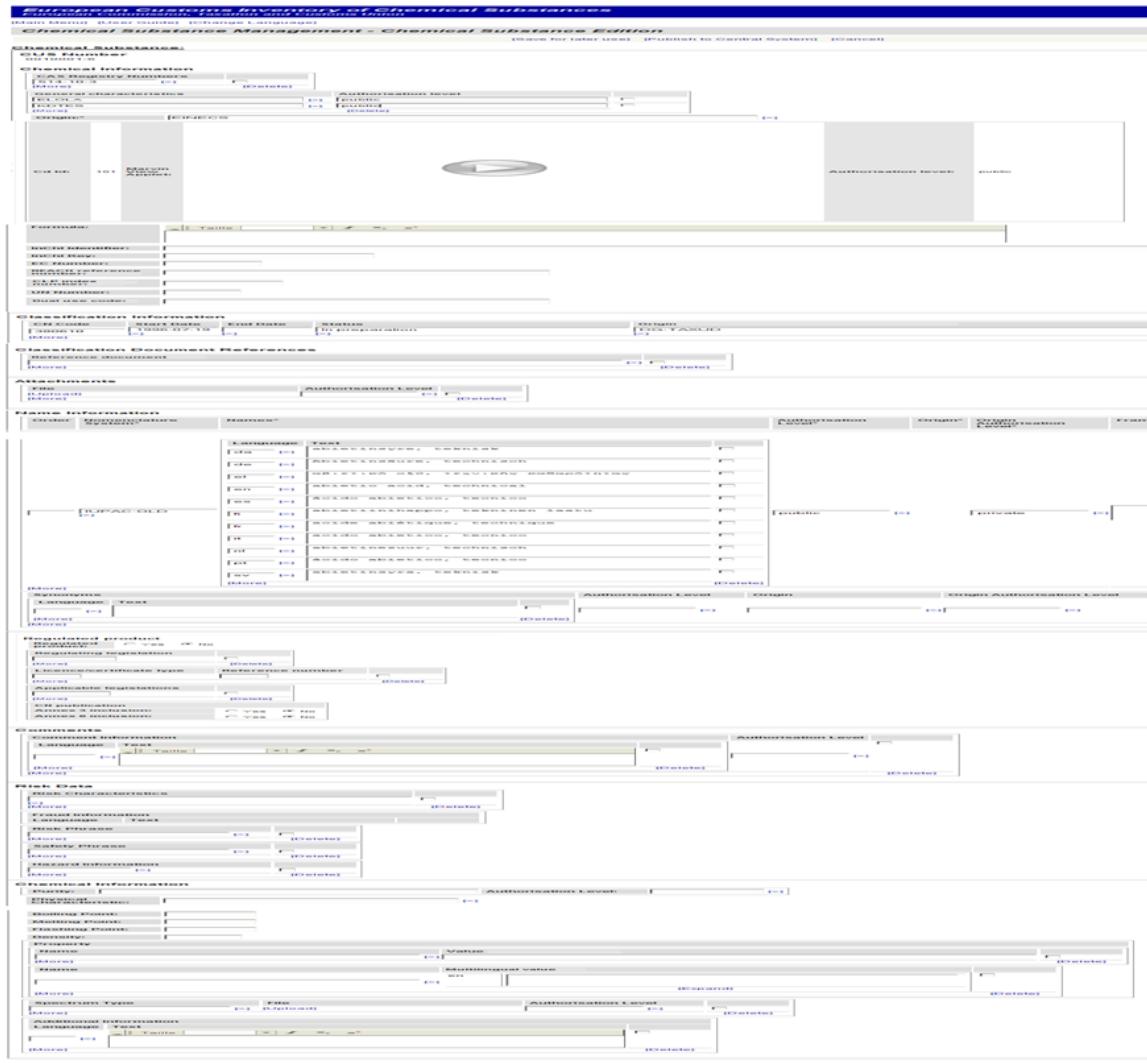


Figure 1: Chemical Substance edition page as internal user with static image

The screenshot displays a web-based interface for editing chemical substances. At the top, there is a header with the text "Chemical Substance Management - Chemical Substance Editor". Below this, the interface is organized into several sections:

- Form Fields:** Multiple input fields for text and dropdown menus for selection, arranged in a structured layout.
- Marvin Sketch Applet:** A central window showing a chemical structure with various atoms and bonds, used for visual editing.
- Table:** A table with multiple columns, likely representing a list of chemical components or related data.
- Buttons:** Several buttons are visible, including "Save" and "Cancel", used for navigating the editing process.

Figure 2: Chemical Substance edition page as internal user with Marvin sketch applet

The action links are described in the [introduction](#) of this user guide.

2. Chemical Substance Edition (New/Edit) as External User

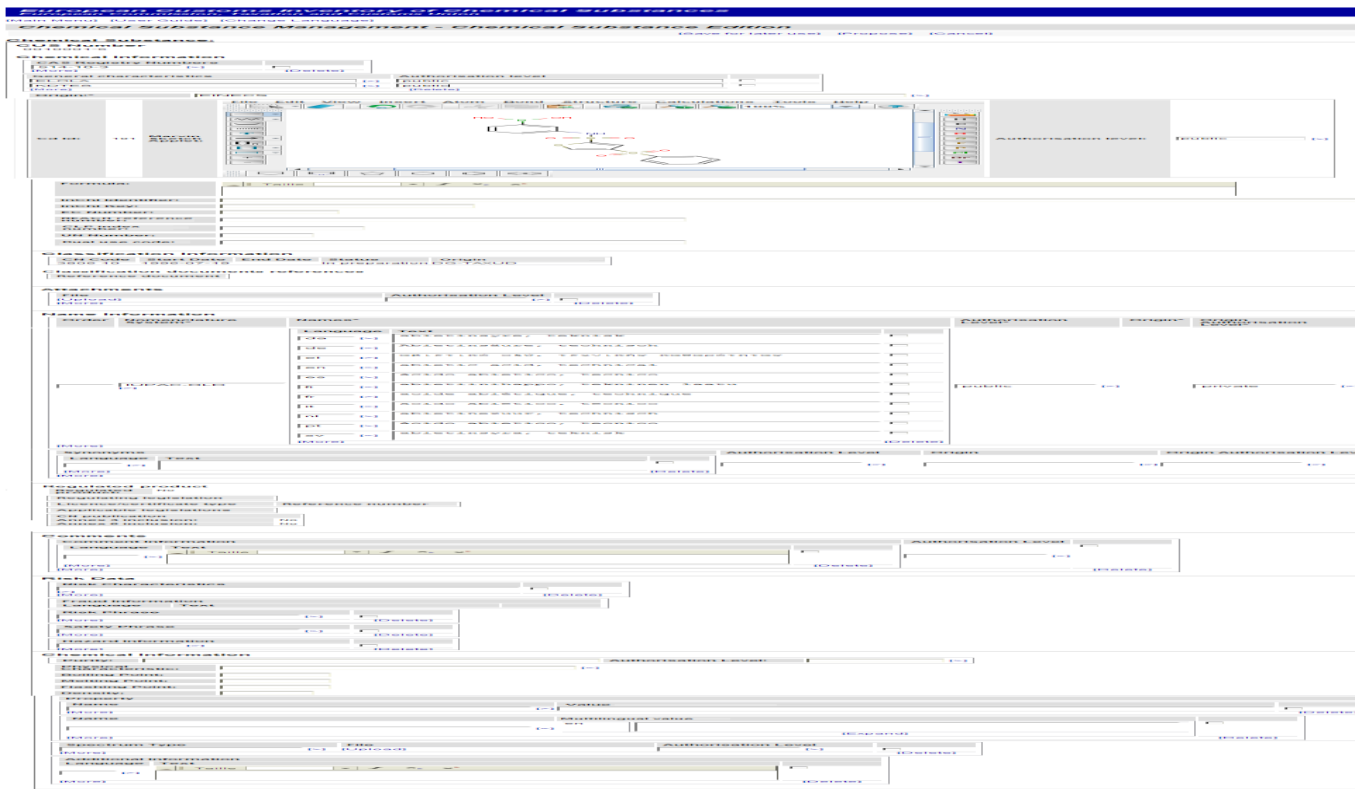


Figure 3: Chemical Substance edition page as external user

[Propose]: Propose this chemical substance for take over by an Internal User.

3. Query

"Find chemical substances" link at main menu allows the user to query published Chemical Substances based on a predefined set of selection criteria.

"Find draft chemical substances" link at main menu allows the user to query non published Chemical Substances based on a predefined set of selection criteria.

Learn more about the [query action links](#) and [criteria syntax](#). The result set of such a query can be browsed using the [data browser](#) page.

[\[Main menu\]](#) [\[User guide\]](#) [\[Change language\]](#)

Chemical Substance Consultation - Chemical Substance

[\[Query\]](#) [\[Load query\]](#) [\[Save query\]](#) [\[Advanced query\]](#)

Chemical substance query:

Display chemical structure in the result set ?

CUS number:	<input type="text"/>	Single value, wildcard '%' may be used.
CAS Registry Number:	<input type="text"/>	Comma separated list.
	<input type="text"/>	Single value, wildcard '%' may be used.
EC number:	<input type="text"/>	Single value, wildcard '%' may be used.
UN number:	<input type="text"/>	Single value, wildcard '%' may be used.
Name:	<input type="text"/>	Single value, wildcard not allowed.
Synonym:	<input type="text"/>	Single value, wildcard not allowed.
CN code:	<input type="text"/>	Single value, wildcard '%' may be used.
General characteristic:	<input type="text"/>	Comma separated list. [>]
Full-text:	<input type="text"/>	Allows to select chemical substances having the specified text in their names, synonyms, formula (marked-up text), chemical structure, properties, additional information (marked-up text), fraud information (marked-up text) and/or comments (marked-up text).

[\[Query\]](#) [\[Load query\]](#) [\[Save query\]](#) [\[Advanced query\]](#)

Figure 4: Chemical Substance simple query

4. Advanced Query

This Advanced query link at query page allows the user to make a query on the published Chemical Substances.

See how to use the [advanced query](#) page. The result set of such a query can be browsed using the [data browser](#) page.

Display chemical structure in the result set ?

Query criteria:

Combination	Field	Operator	Value

[Add a selection criterion]

Advance Search options

Stereochemistry
Off

Double bond stereo check
Off

Atom matching

Charges: Ignore

Isotopes: Ignore

Radicals: Ignore

Valence: Ignore

Tautomer
Off

Vague bond
Off

Substructure Return non-hits (inverse result set)

[Add a Chemaxon Selection Criterion]

Sort criteria:

Field	Ascending/Descending

[Add a sort criterion]

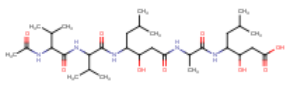
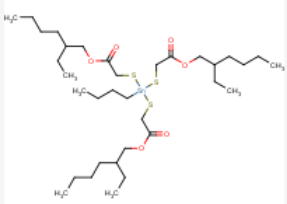
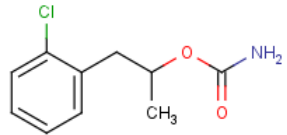
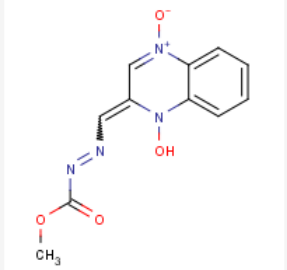
Figure 5: ECICS2 Chemical substances advanced query page

5. Data Browser

The result set of a query on published Chemical Substances is displayed in the data browser page. The structure of a chemical substance will only be shown if the checkbox on the query screen has been marked. See how the result set can be [browsed](#) using such a data browser. The visited Chemical Substances are displayed in bold.

Retrieved rows:

Records: 1 - 25 / 53

CUS number	Name text	Highest CAS registry number	Classification current CN code	Chemical structure	
0100020-0	number two				[View] [Edit]
0100021-1	number three				[View] [Edit]
0100022-2	number four				[View] [Edit]
0100023-3	number 5				[View] [Edit]

[\[Next rows >\]](#) [\[Last rows >>\]](#)
[\[Overview\]](#)

Figure 6: Chemical Substance data browser

For each Chemical Substance displayed in the data browser the following actions are available. The availability of the actions depends on the privileges of the user.

- [\[View\]](#): view the Chemical Substance. A page representing the [Chemical Substance](#) is displayed.
- [\[Edit\]](#): edit the Chemical Substance. The [Chemical Substance edition](#) page is displayed.

European Customs Inventory of Chemical Substances
European Commission, Taxation and Customs Union

[Main Menu] [User Guide] [Change Language]

Chemical Substance Management - Chemical Substance Consultation

[Create from template] [Edit] [Back]

Chemical Substance:


CUS Number
0010001-6

Chemical Information

CAS Registry Numbers
514-10-3

General characteristics	Authorisation level
ELOLA	public
KDYES	public

Origin: EINECS

Cd Id: 101 Marvin View Applet:  Authorisation level: public

Formula: This is a formula

InChI Identifier: 0000000000

InChI Key: 0000000000

EC Number: 0000000000

REACH reference number: 0000000000

CLP index number: 0000000000

UH Number: 00000000

Dual use code: 0000000000

Classification Information

CN Code	Start Date	End Date	Status	Origin
3806 10	2010-01-01		In preparation	DG-TAXUD

Attachments

File	Authorisation Level
application/msword [view]	public

Name Information

Order	Nomenclature System	Names	Authorisation Level	Origin	Origin Authorisation Level	Frame																						
	IUPAC-OLD	<table border="1"> <thead> <tr> <th>Language</th> <th>Text</th> </tr> </thead> <tbody> <tr><td>da</td><td>abietinsyre, teknisk</td></tr> <tr><td>de</td><td>Abietinsäure, technisch</td></tr> <tr><td>el</td><td>οβιτικό οξύ, τεχνική κομπούρα</td></tr> <tr><td>en</td><td>abietic acid, technical</td></tr> <tr><td>es</td><td>ácido abietico, técnico</td></tr> <tr><td>fr</td><td>abietinsäure, technique</td></tr> <tr><td>it</td><td>acido abietico, tecnico</td></tr> <tr><td>nl</td><td>abietinezuur, technisch</td></tr> <tr><td>pl</td><td>ścisło abietico, techniczne</td></tr> <tr><td>sv</td><td>abietinsyra, teknisk</td></tr> </tbody> </table>	Language	Text	da	abietinsyre, teknisk	de	Abietinsäure, technisch	el	οβιτικό οξύ, τεχνική κομπούρα	en	abietic acid, technical	es	ácido abietico, técnico	fr	abietinsäure, technique	it	acido abietico, tecnico	nl	abietinezuur, technisch	pl	ścisło abietico, techniczne	sv	abietinsyra, teknisk	public		private	
Language	Text																											
da	abietinsyre, teknisk																											
de	Abietinsäure, technisch																											
el	οβιτικό οξύ, τεχνική κομπούρα																											
en	abietic acid, technical																											
es	ácido abietico, técnico																											
fr	abietinsäure, technique																											
it	acido abietico, tecnico																											
nl	abietinezuur, technisch																											
pl	ścisło abietico, techniczne																											
sv	abietinsyra, teknisk																											

Synonyms

Language	Text	Authorisation Level	Origin	Origin Authorisation Level
en	Synonym	public	EICCS	public

Regulated product

Regulated product: No

CEI publication: No

Annex 3 inclusion: No

Annex 8 inclusion: No

Comments

Comment Information	Authorisation Level				
<table border="1"> <thead> <tr> <th>Language</th> <th>Text</th> </tr> </thead> <tbody> <tr> <td>en</td> <td>Comment</td> </tr> </tbody> </table>	Language	Text	en	Comment	public
Language	Text				
en	Comment				

Risk Data

Risk Characteristics: Test

Chemical Information

Purity: 10% Authorisation Level: public

[Create from template] [Edit] [Back]

6. Chemical Substance Visualisation/Printing (View)

The Chemical Substance visualisation page displays a Chemical Substance. This page is obtained from data browser page, when the user clicks view link on a chemical substance. When user opens the view page, user will see a static image in the beginning for the Marvin view applet. When user clicks on this static image then the Marvin view applet gets loaded and will replace the static image.

Figure 7: Chemical Substance visualisation page with static image

Chemical Substance Management - Chemical Substance Consultation

[Create from template] [Edit] [Back]

Chemical Substance:

CUS Number

0010001-6

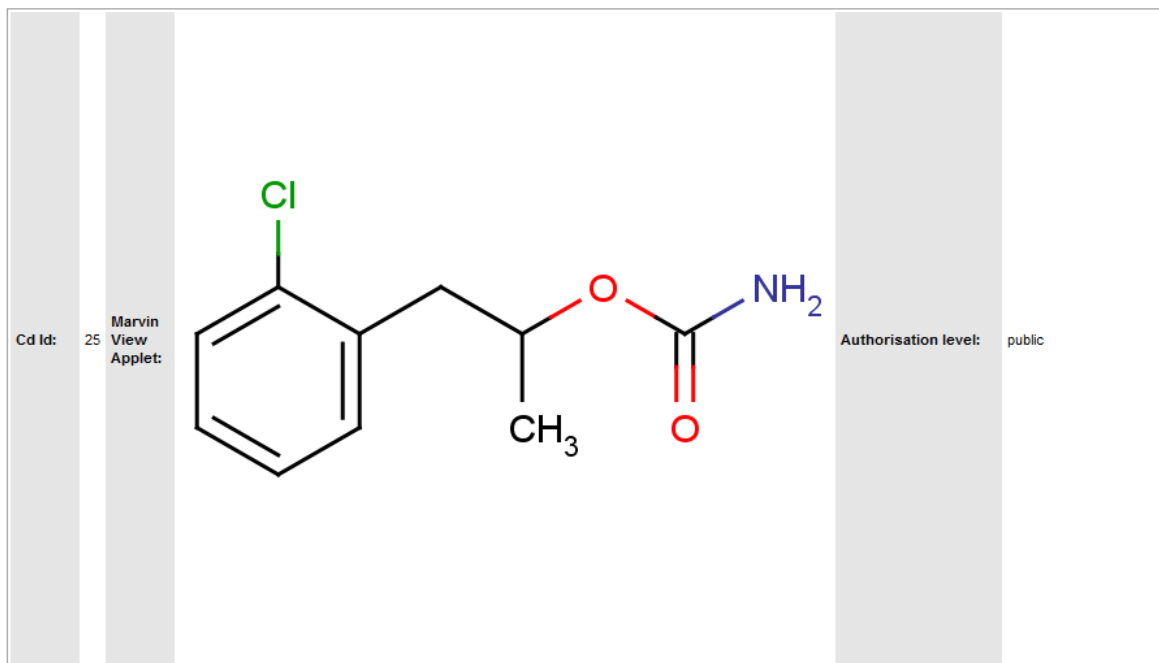
Chemical Information

CAS Registry Numbers

514-10-3

General characteristics	Authorisation level
ELOLA	public
KDTES	public

Origin: EINECS



Formula: This is a formula

InChI Identifier: 0000000000

InChI Key: 0000000000

EC Number: 000000000

REACH reference number: 0000000000

CLP index number: 0000000000

UN Number: 0000000

Dual use code: 0000000000

Classification Information

CN Code	Start Date	End Date	Status	Origin
3806 10	2010-01-01		In preparation	DG-TAXUD

Attachments

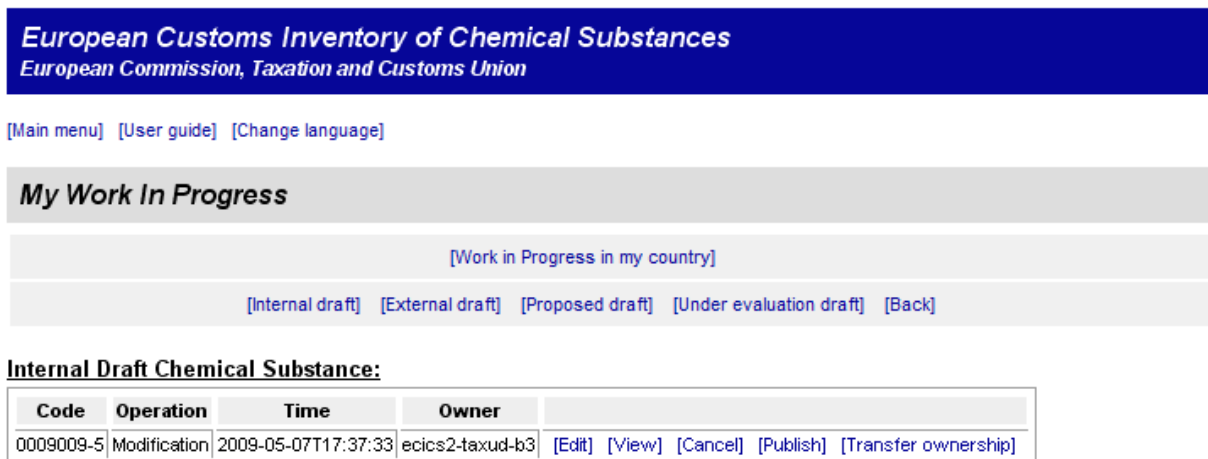
File	Authorisation Level
application(merged_016001	public

Figure 8: Chemical Substance visualisation page with Marvin view applet

[Create from template]: used to create a new chemical substance similar to the one copied.

7. Work in progress (Internal user)

This main menu choice allows a user to access to his work in progress or the work in progress of each user of the Commission. Using this option, a user can continue a pending work session. He can decide to cancel a given pending work or to publish it (make its data available to all users).



European Customs Inventory of Chemical Substances
European Commission, Taxation and Customs Union

[Main menu] [User guide] [Change language]

My Work In Progress

[Work in Progress in my country]

[Internal draft] [External draft] [Proposed draft] [Under evaluation draft] [Back]

Internal Draft Chemical Substance:

Code	Operation	Time	Owner	
0009009-5	Modification	2009-05-07T17:37:33	ecics2-taxud-b3	[Edit] [View] [Cancel] [Publish] [Transfer ownership]

Figure 9: Draft Chemical Substances in the 'My work in progress' area of an Internal user

See [work in progress](#) for information about generic actions of this page. These links allow cancelling or publishing the data, and switching between the user's work in progress and the work in progress of (her) his country. Once published, the chemical substance cannot be published again. If the chemical substance is under work in progress, then it can be edited for different versions of data and then published.

The other links are:

- [Internal draft]: display the draft chemical substances of the user.
- [External draft]: display the draft chemical substances of the external users.

For each external draft chemical substance displayed, the following actions are available:

- [Take]: take ownership of the proposed chemical substance (administrators only).
- [Proposed draft]: display the draft chemical substances proposed by the external users.



European Customs Inventory of Chemical Substances
European Commission, Taxation and Customs Union

[Main menu] [User guide] [Change language]

My Work In Progress

[Work in Progress in my country]

[Internal draft] [External draft] [Proposed draft] [Under evaluation draft] [Back]

Proposed Draft Chemical Substance:

Code	Operation	Time	Owner	
0001001-5	Modification	2009-05-09T09:09:09	ecics2-be	[View] [Take]

Figure 10: Draft Chemical Substances proposed by external users

For each proposed chemical substance displayed in the data browser, the following actions are available:

- [\[Take\]](#): take ownership of the proposed chemical substance.
- [\[Under evaluation draft\]](#): display the draft chemical substances taken from the external users.

8. Work in progress (External user)

An external user can access to his "Work in progress" section.

European Customs Inventory of Chemical Substances
European Commission, Taxation and Customs Union

[\[Main Menu\]](#) [\[User Guide\]](#) [\[Change Language\]](#)

My Work In Progress

[\[Work in Progress in my country\]](#)

[\[External draft\]](#) [\[Proposed draft\]](#) [\[Under evaluation draft\]](#) [\[Back\]](#)

External Draft Chemical Substance:

Code	Operation	Time	Owner	
0006006-0	Modification	2009-05-12T16:11:57	ecics2-test103@BE	[Edit] [View] [Propose] [Cancel] [Transfer ownership]

Figure 11: Chemical Substances in 'My work in progress'

See [work in progress](#) for information about generic actions of this page. These links allow cancelling or publishing the data, and switching between the user's work in progress and the work in progress of (her) his country.

The other links are:

- [\[External draft\]](#): display the draft chemical substances of the external user.
- [\[Proposed draft\]](#): display the draft chemical substances proposed by the external user.

My work in progress

[\[Work in Progress in my country\]](#)

[\[External draft\]](#) [\[Proposed draft\]](#) [\[Under evaluation draft\]](#) [\[Back\]](#)

Proposed Draft Chemical Substance:

Code	Operation	Time	Owner	
0006006-0	Modification	2009-05-12T16:11:57	ecics2-test103@BE	[View] [Withdraw] [Transfer ownership]

Figure 12: Draft Chemical Substances proposed by an external user

For each proposed chemical substance displayed, the following actions are available:

- [\[Withdraw\]](#): withdraw the proposed chemical substance.
- [\[Under evaluation draft\]](#): display the draft chemical substances, now taken under evaluation by an internal user, previously owned by the external user.

Reference Data

! Some data/options are only available for users with a specific profile.

1. General Info

From the main page, the ECICS2 Reference Data are used in lists displayed in the Reference Information Management section.

Except the following Reference Data:

- CAS Registry Numbers
- Classification Document References
- General Characteristics
- Segments

for which a query page is used to search those Reference Data, the management of the other Reference Data is very similar, we will only review the Authorisation Levels edition and visualization and the Classification Document References query.

2. Authorisation Level Edition (New/Edit)

The Authorisation Level Management page is used to create a new Authorisation Level or to update an existing one.

The multilingual description is collapsed by default (one can expand it by clicking on the [\[Expand\]](#) link).

European Customs Inventory of Chemical Substances
European Commission, Taxation and Customs Union

[\[Main menu\]](#) [\[User guide\]](#) [\[Change language\]](#)

Authorisation level management

Authorisation level:

Authorisation level:*	<input type="text"/>		
Validity periods:	Start of validity*	End of validity	Descriptions*
	<input type="text"/> [>]	<input type="text"/> [>]	en <input type="text"/> [Expand]
	[More]		<input type="checkbox"/> [Delete]

[\[Save for later use\]](#) [\[Publish to central system\]](#) [\[Cancel\]](#)

Figure 1: Authorisation Level edition page

The action links are described in the [introduction](#) of this user guide.

3. Authorisation Level Visualization (View)

The Authorisation Level visualization page displays an Authorisation Level in a read-only mode.

[\[Main menu\]](#) [\[User guide\]](#) [\[Change language\]](#)

Authorisation level consultation

Authorisation level:

Authorisation level:	public		
Validity periods:	Start of validity	End of validity	Descriptions
	1900-01-01		en Public authorisation level.

[\[Back\]](#)

Figure 2: Authorisation Level visualization page

4. Overview

This page displays a list of all the Authorisation Levels.

[\[Main menu\]](#) [\[User guide\]](#) [\[Change language\]](#)

Authorisation level consultation

Retrieved rows:

Records: 1 - 3 / 3

Authorisation	Begin date	End date	Language code	Authorisation level description	
confidential	1900-01-01		en	Confidential authorisation level.	[View] [Edit]
private	1900-01-01		en	Private authorisation level.	[View] [Edit]
public	1900-01-01		en	Public authorisation level.	[View] [Edit]

[\[New authorisation level\]](#)

Figure 3: Authorisation Level data browser

For each Authorisation Level, there are two action links available. The availability of the actions depends on the privileges of the user.

- [\[View\]](#): view the Authorisation Level.
- [\[Edit\]](#): edit the Authorisation Level. The [Authorisation Level edition](#) page is displayed, and the user can change all or some of the fields depending on the **published** status of the Authorisation Level.

The additional link [\[New Authorisation Level\]](#) [creates](#) a new Authorisation Level.

5. Query

For the consultation of the following Reference Data:

- CAS Registry Numbers
- Classification Document References

- General Characteristics
- Segments

a predefined query page is available. This page allows querying published reference data that matches all of the specified selection criteria.

European Customs Inventory of Chemical Substances
European Commission, Taxation and Customs Union

[\[Main Menu\]](#) [\[User Guide\]](#) [\[Change Language\]](#)

Chemical Substance Consultation - Chemical Substance

[\[Query\]](#) [\[Load Query\]](#) [\[Save Query\]](#)

Classification Document Reference Query:

Classification Document:	<input style="width: 95%;" type="text"/> <small>Single value, wildcard '%' may be used.</small>
Description:	<input style="width: 95%;" type="text"/> <small>Single value, wildcard not allowed.</small>
Validity period:	<input style="width: 45%;" type="text"/> [>] ... [>] <input style="width: 45%;" type="text"/> <small>Start and end values of a date range. Format: YYYY-MM-DD.</small>

[\[Query\]](#) [\[Load Query\]](#) [\[Save Query\]](#)

Figure 4: Classification Document Reference query

Learn more about the [query action links](#) and [criteria syntax](#).

The result set of such a query can be browsed using the following data browser.

European Customs Inventory of Chemical Substances
European Commission, Taxation and Customs Union

[\[Main menu\]](#) [\[User guide\]](#) [\[Change language\]](#)

Classification documents references consultation

Retrieved rows:
Records: 1 - 5 / 5

Classification document reference name	Begin date	End date	Language code	Classification document reference description	
TAXUD-0624-2007	1900-01-01		en	Revision of ECICS	[View] [Edit]
TAXUD-0705-2007	1900-01-01		en	Revision of ECICS	[View] [Edit]
TAXUD-0718-2007	1900-01-01		en	Revision of ECICS	[View] [Edit]
TAXUD-0728-2007	1900-01-01		en	Revision of ECICS	[View] [Edit]
TAXUD-0779-2007	1900-01-01		en	Revision of ECICS	[View] [Edit]

[\[New classification reference document\]](#) [\[Go back to query\]](#)

Figure 5: Classification Document Reference data browser

6. Publish (Work in progress)

This main menu choice allows a user to access his work in progress for reference data or the work in progress of each user of his country. Using this option, a user can continue a pending work session. He can decide to cancel a given pending work package or to publish it (make its data available to all users).

[\[Main menu\]](#) [\[User guide\]](#) [\[Change language\]](#)

Draft Authorisation Level:

Code	Operation	Time	Owner	
Conf_draft	New	2013-03-11T18:14:44	ecics2-test001	[Edit] [View] [Cancel] [Publish] [Transfer ownership]

Draft CAS Reference:

No record found

Draft Classification Origin:

No record found

Draft Classification Status:

No record found

Draft Classification Document Reference:

No record found

Draft General Characteristic:

No record found

Draft Hazard Information:

No record found

Draft MIME Type:

No record found

Draft Nomenclature System:

No record found

Draft Origin:

No record found

Draft Physical Characteristic:

No record found

Draft Property:

No record found

Draft Risk Characteristic:

No record found

Draft Risk Phrase:

No record found

Draft Safety Phrase:

No record found

Draft Segment:

No record found

Draft Spectrum Type:

No record found

Figure 6: Reference Data Work in Progress page

See [work in progress](#) for information about the action links common to every work in progress page. These links allow cancelling or publishing data, and switching between the user's work in progress and the work in progress of its country.

PART IV - Mass Updates

Mass Text Replacement



Some data/options are only available for users with a specific profile.

1. Mass Test Replacement Access

The Mass Text Replacement page allows users to replace occurrences of a given text in some or all the text elements of selected chemical substances with a given new text.

Access to this feature is available in the cs query browser overview, as shown in the next picture.

CUS number	Name text	Highest CAS registry number	Classification current CN code	Chemical structure	
0010002-7	gamma-cyclodextrin				[View] [Edit]
0010003-8	acenaphthene				[View] [Edit]
0010004-9	acenaphthenequinone				[View] [Edit]
0010005-0	acenaphthen-1-ol				[View] [Edit]
0010006-1	Acenaphthen-3-ol				[View] [Edit]
0010007-2	acenaphthylene				[View] [Edit]
0010008-3	acefylline piperazine				[View] [Edit]
0010009-4	acepromazine				[View] [Edit]
0100044-8	number 26				[View] [Edit]
0100045-9	number 27				[View] [Edit]
0100046-0	number 28				[View] [Edit]

[\[Mass update text\]](#) [\[Mass insert classification\]](#) [\[Mass update classification\]](#) [\[Mass update classification status\]](#) [\[Export XML\]](#) [\[Export ACD/Labs\]](#) [\[Automatic Translation of Chemical Names\]](#)

[\[Go back to query\]](#)

Figure 1: Access from Chemical substances Query Browser Overview mode

[\[Mass Replacement Text\]](#) : Opens the Mass Text Replacement Page to prepare mass update of the chemical substances displayed in the query browser overview.

2. Mass Text Replacement

The Mass Text Replacement page is used to select which text elements to update, provide the text to replace and the new text to replace with. The chemical substances to update are already selected from the query browser overview from which the page is opened.

European Customs Inventory of Chemical Substances European Commission, Taxation and Customs Union

[\[Main Menu\]](#) [\[User Guide\]](#) [\[Change Language\]](#)

Mass Update

Mass Text Replacement:

Requested Chemical Substances:	0010001-6, 0010002-7, 0010003-8, 0010004-9, 0010005-0, 0010006-1, 0010007-2, 0010008-3, 0010009-4, 0010010-7, 0010011-8, 0010012-9, 0010013-0, 0010014-1, 0010015-2, 0010016-3, 0010017-4, 0010018-5, 0010019-6, 0010020-9, 0010021-0, 0010022-1, 0010023-2, 0010024-3, 0010025-4, 0010026-5
--------------------------------	--

Affected text items:	
name.text	<input type="checkbox"/>
[>]	
synonym.text	<input type="checkbox"/>
[>]	
[More]	[Delete]

Text to be replaced:*	Taille <input type="text"/> <i>I</i> x_2 x^2
	thyl
New text:*	Taille <input type="text"/> <i>I</i> x_2 x^2
	THYL

[\[Ok\]](#) [\[Cancel\]](#)

Figure 2: Mass Text Replacement page

[Ok] : Asks for a confirmation before performing the mass text replacement update operation.

[Cancel] : Cancel and returns to the CS Browser page.

A popup screen allows users to choose the text elements of the chemical substances to update. If none is chosen, all text elements are considered. Possible values are : name.text, synonym.text, formula, additional.information.text, fraud.description.text, comment.description.text

Select a CS Text item

Code
name.text
synonym.text
formula
additional.information.text
fraud.description.text
comment.description.text
[Close]

Figure 3: Example of Text Elements selection popup

3. Mass Text Replacement Report

After mass update completion, a report page is shown and giving some information about the performed operations. The result of the operations is available in the "work in progress" area.

European Customs Inventory of Chemical Substances
European Commission, Taxation and Customs Union

[\[Main Menu\]](#) [\[User Guide\]](#) [\[Change Language\]](#)

Mass Update

Mass Text Replacement Report:

Requested Chemical Substances:	0010001-6, 0010002-7, 0010003-8, 0010004-9, 0010005-0, 0010006-1, 0010007-2, 0010008-3, 0010009-4, 0010010-7, 0010011-8, 0010012-9, 0010013-0, 0010014-1, 0010015-2, 0010016-3, 0010017-4, 0010018-5, 0010019-6, 0010020-9, 0010021-0, 0010022-1, 0010023-2, 0010024-3, 0010025-4, 0010026-5				
Affected text items:	name.text, synonym.text				
Text to be replaced:	thyl				
New text:	THYL				
Infos:	<table border="1"> <tr> <td>Updated Chemical Substances</td> <td>0010007-2</td> </tr> <tr> <td>Unaffected Chemical Substances</td> <td>0010001-6, 0010002-7, 0010003-8, 0010004-9, 0010005-0, 0010006-1, 0010008-3, 0010009-4, 0010010-7, 0010011-8, 0010012-9, 0010013-0, 0010014-1, 0010015-2, 0010016-3, 0010017-4, 0010018-5, 0010019-6, 0010020-9, 0010021-0, 0010022-1, 0010023-2, 0010024-3, 0010025-4, 0010026-5</td> </tr> </table>	Updated Chemical Substances	0010007-2	Unaffected Chemical Substances	0010001-6, 0010002-7, 0010003-8, 0010004-9, 0010005-0, 0010006-1, 0010008-3, 0010009-4, 0010010-7, 0010011-8, 0010012-9, 0010013-0, 0010014-1, 0010015-2, 0010016-3, 0010017-4, 0010018-5, 0010019-6, 0010020-9, 0010021-0, 0010022-1, 0010023-2, 0010024-3, 0010025-4, 0010026-5
Updated Chemical Substances	0010007-2				
Unaffected Chemical Substances	0010001-6, 0010002-7, 0010003-8, 0010004-9, 0010005-0, 0010006-1, 0010008-3, 0010009-4, 0010010-7, 0010011-8, 0010012-9, 0010013-0, 0010014-1, 0010015-2, 0010016-3, 0010017-4, 0010018-5, 0010019-6, 0010020-9, 0010021-0, 0010022-1, 0010023-2, 0010024-3, 0010025-4, 0010026-5				

[\[Back\]](#)

Figure 4: Mass Text Replacement Report page

Mass Insert Classification

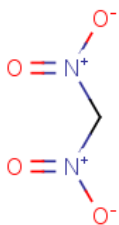
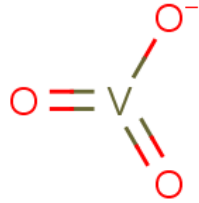
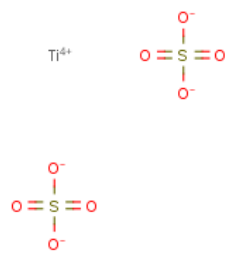


Some data/options are only available for users with a specific profile.

1. Mass Insert Classification Access

The Mass Insert Classification page allows users to insert a new classification information into a set of published chemical substances which have no classification.

The access to this feature is made available from the query browser overview as shown in the next picture.

CUS number	Name text	Highest CAS registry number	Classification current CN code	Chemical structure	
0010002-7	gamma-cyclodextrin				[View] [Edit]
0010003-8	acenaphthene				[View] [Edit]
0010004-9	acenaphthenequinone				[View] [Edit]
0010005-0	acenaphthen-1-ol				[View] [Edit]
0010006-1	Acenaphthen-3-ol				[View] [Edit]
0010007-2	acenaphthylene				[View] [Edit]
0010008-3	acefylline piperazine				[View] [Edit]
0010009-4	acepromazine				[View] [Edit]
0100044-8	number 26				[View] [Edit]
0100045-9	number 27				[View] [Edit]
0100046-0	number 28				[View] [Edit]

[\[Mass update text\]](#) [\[Mass insert classification\]](#) [\[Mass update classification\]](#) [\[Mass update classification status\]](#) [\[Export XML\]](#) [\[Export ACD/Labs\]](#) [\[Automatic Translation of Chemical Names\]](#)

[\[Go back to query\]](#)

Figure 1: Access from Chemical substances Query Browser Overview mode

[\[Mass Insert Classification\]](#): Opens the Mass Insert Classification Page to prepare mass update of the chemical substances displayed in the query browser overview.

2. Mass Insert Classification

The Mass Insert Classification page is used to select the classification information (CN code, Start date, End date, Status and Origin) to insert. The chemical substances to update are already selected because they

come from the query browser overview from which the page is opened. In the case where not any result were present in the query browser when accessing the Mass Insert Classification page, all the published chemical substances will be targeted for update.

European Customs Inventory of Chemical Substances

European Commission, Taxation and Customs Union

[\[Main Menu\]](#) [\[User Guide\]](#) [\[Change Language\]](#)

Mass Update

Mass Insert Classification:

Requested Chemical Substances:	0010001-6, 0010002-7, 0010003-8, 0010004-9, 0010005-0, 0010006-1, 0010007-2, 0010008-3, 0010009-4, 0010010-7, 0010011-8, 0010012-9, 0010013-0, 0010014-1, 0010015-2, 0010016-3, 0010017-4, 0010018-5, 0010019-6, 0010020-9, 0010021-0, 0010022-1, 0010023-2, 0010024-3, 0010025-4, 0010026-5
--------------------------------	--

Classification Information:	
CN code:*	010200000
Start date:*	2009-06-01 [>]
End date:	2009-06-20 [>]
Classification status:*	Released [>]
Origin:*	DG-TAXUD [>]

[\[Ok\]](#) [\[Cancel\]](#)

Figure 2: Mass Insert Classification page

[\[Ok\]](#): Asks a confirmation before performing the mass insert classification update operation.

[\[Cancel\]](#): Cancel and returns to the Browser page.

3. Mass Insert Classification Report

After mass insert completion, a report page is shown, giving some information about operations performed. The result of the operations is available in the "work in progress" area.

[\[Main Menu\]](#) [\[User Guide\]](#) [\[Change Language\]](#)

Mass Update

Mass Insert Classification Report:

Requested Chemical Substances:	0010001-6, 0010002-7, 0010003-8, 0010004-9, 0010005-0, 0010006-1, 0010007-2, 0010008-3, 0010009-4, 0010010-7, 0010011-8, 0010012-9, 0010013-0, 0010014-1, 0010015-2, 0010016-3, 0010017-4, 0010018-5, 0010019-6, 0010020-9, 0010021-0, 0010022-1, 0010023-2, 0010024-3, 0010025-4, 0010026-5				
CN code:	0102000000				
Start date:	2009-06-01				
End date:	2009-06-20				
Classification status:	Released				
Origin:	DG-TAXUD				
Infos:	<table><tr><td>Updated Chemical Substances</td><td>0010007-2</td></tr><tr><td>Unaffected Chemical Substances</td><td>0010001-6, 0010002-7, 0010003-8, 0010004-9, 0010005-0, 0010006-1, 0010008-3, 0010009-4, 0010010-7, 0010011-8, 0010012-9, 0010013-0, 0010014-1, 0010015-2, 0010016-3, 0010017-4, 0010018-5, 0010019-6, 0010020-9, 0010021-0, 0010022-1, 0010023-2, 0010024-3, 0010025-4, 0010026-5</td></tr></table>	Updated Chemical Substances	0010007-2	Unaffected Chemical Substances	0010001-6, 0010002-7, 0010003-8, 0010004-9, 0010005-0, 0010006-1, 0010008-3, 0010009-4, 0010010-7, 0010011-8, 0010012-9, 0010013-0, 0010014-1, 0010015-2, 0010016-3, 0010017-4, 0010018-5, 0010019-6, 0010020-9, 0010021-0, 0010022-1, 0010023-2, 0010024-3, 0010025-4, 0010026-5
Updated Chemical Substances	0010007-2				
Unaffected Chemical Substances	0010001-6, 0010002-7, 0010003-8, 0010004-9, 0010005-0, 0010006-1, 0010008-3, 0010009-4, 0010010-7, 0010011-8, 0010012-9, 0010013-0, 0010014-1, 0010015-2, 0010016-3, 0010017-4, 0010018-5, 0010019-6, 0010020-9, 0010021-0, 0010022-1, 0010023-2, 0010024-3, 0010025-4, 0010026-5				

[\[Back\]](#)

Figure 3: Mass Insert Classification Report page

Mass Update Classification


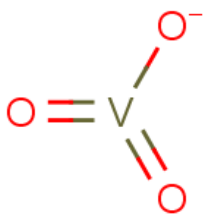
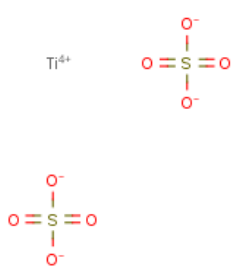


Some data/options are only available for users with a specific profile.

1. Mass Update Classification Access

The Mass Update Classification page allows users to update a classification information of a set of published chemical substances which have at least one classification.

Access to this feature is available in the query browser overview, as shown in the next picture.

CUS number	Name text	Highest CAS registry number	Classification current CN code	Chemical structure	
0010002-7	gamma-cyclodextrin				[View] [Edit]
0010003-8	acenaphthene				[View] [Edit]
0010004-9	acenaphthenequinone				[View] [Edit]
0010005-0	acenaphthen-1-ol				[View] [Edit]
0010006-1	Acenaphthen-3-ol				[View] [Edit]
0010007-2	acenaphthylene				[View] [Edit]
0010008-3	acefylline piperazine				[View] [Edit]
0010009-4	acepromazine				[View] [Edit]
0100044-8	number 26				[View] [Edit]
0100045-9	number 27				[View] [Edit]
0100046-0	number 28				[View] [Edit]

[\[Mass update text\]](#) [\[Mass insert classification\]](#) [\[Mass update classification\]](#) [\[Mass update classification status\]](#) [\[Export XML\]](#) [\[Export ACD/Labs\]](#) [\[Automatic Translation of Chemical Names\]](#)

[\[Go back to query\]](#)

Figure 1: Access from Chemical substances Query Browser Overview mode

[Mass Update Classification]: Opens the Mass Update Classification Page to prepare mass update of the chemical substances displayed in the query browser overview.

2. Mass Update Classification

The Mass Update Classification page is used to provide classification information (CN code, Start date, End date, Status and Origin) for update. The classification information with the specified CN code will be updated with the given new information. The chemical substances to update are already selected from the query browser overview from which the page is opened.

European Customs Inventory of Chemical Substances
European Commission, Taxation and Customs Union

[\[Main Menu\]](#) [\[User Guide\]](#) [\[Change Language\]](#)

Mass Update

Mass Update Classification:

Requested Chemical Substances:	0010001-6, 0010002-7, 0010003-8, 0010005-0, 0010009-4, 0010010-7, 0010011-8, 0010016-3
--------------------------------	--

Classification Information:	
CN code:*	0102000000
Start date:*	2009-05-05 [>]
End date:	2009-05-22 [>]
Classification status:*	Released [>]
Origin:*	DG-TAXUD [>]

[\[OK\]](#) [\[Cancel\]](#)

Figure 2: Mass Update Classification page

[\[OK\]](#) : Asks a confirmation before performing the mass update classification update operation.

[\[Cancel\]](#) : Cancel and returns to the Browser page.

3. Mass Update Classification Report

After mass update completion, a report page is shown, giving some information about operations performed. The result of the operations is available in the "work in progress" area.

[\[Main Menu\]](#) [\[User Guide\]](#) [\[Change Language\]](#)

Mass Update

Mass Update Classification Report:

Requested Chemical Substances:	0010001-6, 0010002-7, 0010003-8, 0010005-0, 0010009-4, 0010010-7, 0010011-8, 0010016-3					
CN code:	0102000000					
Start date:	2009-05-05					
End date:	2009-05-22					
Classification status:	Released					
Origin:	DG-TAXUD					
Infos:	<table><tr><td>Updated Chemical Substances</td><td>0010005-0, 0010009-4, 0010010-7, 0010011-8, 0010016-3</td></tr><tr><td>Unaffected Chemical Substances</td><td>0010001-6, 0010002-7, 0010003-8</td></tr></table>		Updated Chemical Substances	0010005-0, 0010009-4, 0010010-7, 0010011-8, 0010016-3	Unaffected Chemical Substances	0010001-6, 0010002-7, 0010003-8
Updated Chemical Substances	0010005-0, 0010009-4, 0010010-7, 0010011-8, 0010016-3					
Unaffected Chemical Substances	0010001-6, 0010002-7, 0010003-8					

[\[Back\]](#)

Figure 3: Mass Update Classification Report page

Mass Update Classification Status



Some data/options are only available for users with a specific profile.

1. Mass Update Classification Status Access

The Mass Update Classification Status page allows users to update the status of the classification information applying on the given date for a set of chemical substances.

Access to this feature is available in the query browser overview, as shown in the next picture.

CUS number	Name text	Highest CAS registry number	Classification current CN code	Chemical structure	
0010002-7	gamma-cyclodextrin				[View] [Edit]
0010003-8	acenaphthene				[View] [Edit]
0010004-9	acenaphthenequinone				[View] [Edit]
0010005-0	acenaphthen-1-ol				[View] [Edit]
0010006-1	Acenaphthen-3-ol				[View] [Edit]
0010007-2	acenaphthylene				[View] [Edit]
0010008-3	acefylline piperazine				[View] [Edit]
0010009-4	acepromazine				[View] [Edit]
0100044-8	number 26				[View] [Edit]
0100045-9	number 27				[View] [Edit]
0100046-0	number 28				[View] [Edit]

[\[Mass update text\]](#) [\[Mass insert classification\]](#) [\[Mass update classification\]](#) [\[Mass update classification status\]](#) [\[Export XML\]](#) [\[Export ACD/Labs\]](#) [\[Automatic Translation of Chemical Names\]](#)

[\[Go back to query\]](#)

Figure 1: Access from Chemical substances Query Browser Overview mode

[\[Mass Update Classification Status\]](#) : Opens the Mass Update Classification Status Page to prepare the mass update of the chemical substances displayed in the query browser overview.

2. Mass Update Classification Status

The Mass Update Classification Status page is used to define the date determining which classification information will be updated and the new status to apply to the affected classification information. The chemical substances to update are already selected because they come from the query browser overview from which the page is opened.

European Customs Inventory of Chemical Substances

European Commission, Taxation and Customs Union

[\[Main Menu\]](#) [\[User Guide\]](#) [\[Change Language\]](#)

Mass Update

Mass Update Classification Status:

Requested Chemical Substances:	0010001-6, 0010002-7, 0010003-8, 0010004-9, 0010005-0, 0010006-1, 0010007-2, 0010008-3, 0010009-4, 0010010-7, 0010011-8, 0010012-9, 0010013-0, 0010014-1, 0010015-2, 0010016-3, 0010017-4, 0010018-5, 0010019-6, 0010020-9, 0010021-0, 0010022-1, 0010023-2, 0010024-3, 0010025-4, 0010026-5
Date:*	2009-05-05T00:00:00 [>]
Classification status:*	Released [>]

[\[OK\]](#) [\[Cancel\]](#)

Figure 2: Mass Update Classification Status page

[\[OK\]](#): Asks a confirmation before performing the mass update classification status operation.

[\[Cancel\]](#): Cancel and returns to the Browser page.

3. Report

After mass update completion, a report page is shown, giving some information about the operations performed. The result of the operations is available in the "work in progress" area.

[\[Main Menu\]](#) [\[User Guide\]](#) [\[Change Language\]](#)

Mass Update

Mass Update Classification Report:

Requested Chemical Substances:	0010001-6, 0010002-7, 0010003-8, 0010005-0, 0010009-4, 0010010-7, 0010011-8, 0010016-3					
Date:	2009-05-05T00:00:00					
Classification status:	Released					
Infos:	<table><tr><td>Updated Chemical Substances</td><td>0010005-0, 0010009-4, 0010010-7, 0010011-8, 0010016-3</td></tr><tr><td>Unaffected Chemical Substances</td><td>0010001-6, 0010002-7, 0010003-8</td></tr></table>		Updated Chemical Substances	0010005-0, 0010009-4, 0010010-7, 0010011-8, 0010016-3	Unaffected Chemical Substances	0010001-6, 0010002-7, 0010003-8
Updated Chemical Substances	0010005-0, 0010009-4, 0010010-7, 0010011-8, 0010016-3					
Unaffected Chemical Substances	0010001-6, 0010002-7, 0010003-8					

[\[Back\]](#)

Figure 3: Mass Update Classification Status Report page

Mass Update Automatic Translation of Chemical Names

! Some data/options are only available for users with a specific profile.

1. Mass Update Automatic Translation of Chemical Names

The Mass Update Automatic Translation of Chemical Name page allows users to translate chemical names applying on the given date for a set of chemical names.

Access to this feature is available in the Reports->Mass updates-> Automatic Translation of Chemical Names page, as shown in the next picture.

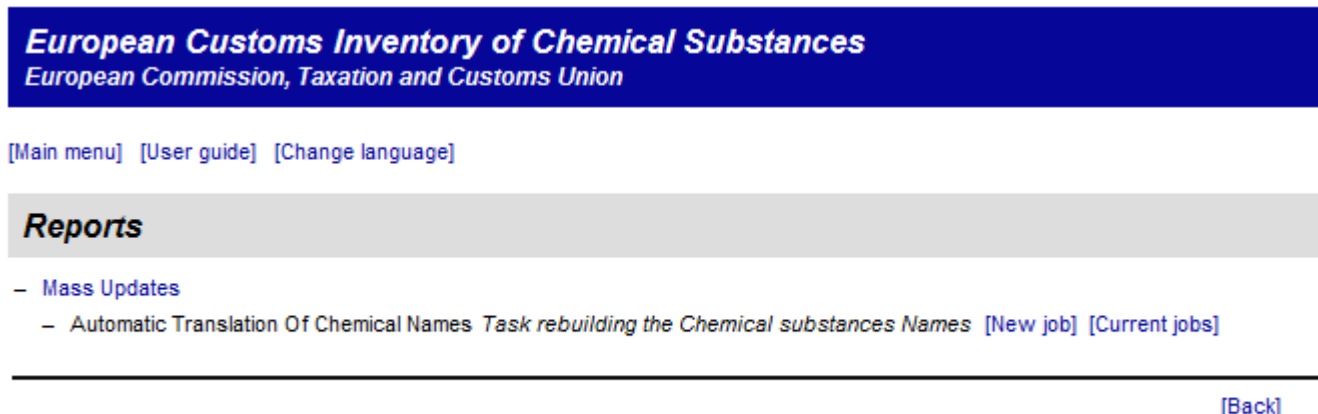


Figure 1: Access from Reports Page

[New Job]: Opens the Mass Update for Automatic Translation of Chemical Names Job page.

[Current Jobs]: Opens Mass Update for Automatic Translation of Chemical Names Job browser page.

2. Automatic Translation of Chemical Names

The Mass Update Automatic Translation of Chemical Names page is used to translate chemical substance names in to other selected languages. By default the chemical substance name is translated in to all the languages. Specify 0 in the language text field where the translation in that language is not required. User can also select nomenclature type of the chemical substance name which is an optional field. The translated values are updated back in to the database, which can be seen from work in progress of chemical substances.

[Main menu](#) [\[User guide\]](#) [\[Change language\]](#)

Job

Job Agent Entry Name:	ECICSAgentEntry																																																		
Job definition path:	/Mass Updates/Automatic Translation Of Chemical Names																																																		
Requested start time:	<input type="text" value="2013-02-08T14:40:17"/>																																																		
Actual in parameters:	<table border="1"><thead><tr><th>Description</th><th>Value</th></tr></thead><tbody><tr><td>Select/deselect all languages</td><td><input type="checkbox"/></td></tr><tr><td>Translate to Bulgarian</td><td><input type="checkbox"/></td></tr><tr><td>Translate to Czech</td><td><input type="checkbox"/></td></tr><tr><td>Translate to Danish</td><td><input type="checkbox"/></td></tr><tr><td>Translate to Dutch</td><td><input type="checkbox"/></td></tr><tr><td>Translate to Estonian</td><td><input type="checkbox"/></td></tr><tr><td>Translate to Finnish</td><td><input type="checkbox"/></td></tr><tr><td>Translate to French</td><td><input type="checkbox"/></td></tr><tr><td>Translate to Gaelic</td><td><input type="checkbox"/></td></tr><tr><td>Translate to German</td><td><input type="checkbox"/></td></tr><tr><td>Translate to Greek</td><td><input type="checkbox"/></td></tr><tr><td>Translate to Hungarian</td><td><input type="checkbox"/></td></tr><tr><td>Translate to Italian</td><td><input type="checkbox"/></td></tr><tr><td>Translate to Latvian</td><td><input type="checkbox"/></td></tr><tr><td>Translate to Lithuanian</td><td><input type="checkbox"/></td></tr><tr><td>Translate to Polish</td><td><input type="checkbox"/></td></tr><tr><td>Translate to Portuguese</td><td><input type="checkbox"/></td></tr><tr><td>Translate to Romanian</td><td><input type="checkbox"/></td></tr><tr><td>Translate to Slovakian</td><td><input type="checkbox"/></td></tr><tr><td>Translate to Slovenian</td><td><input type="checkbox"/></td></tr><tr><td>Translate to Spanish</td><td><input type="checkbox"/></td></tr><tr><td>Translate to Swedish</td><td><input type="checkbox"/></td></tr><tr><td>Nomenclature type</td><td><input type="text"/> [>]</td></tr><tr><td>CUS numbers</td><td><input type="text"/> * <input type="checkbox"/></td></tr></tbody></table> <p>[More] [Delete]</p>	Description	Value	Select/deselect all languages	<input type="checkbox"/>	Translate to Bulgarian	<input type="checkbox"/>	Translate to Czech	<input type="checkbox"/>	Translate to Danish	<input type="checkbox"/>	Translate to Dutch	<input type="checkbox"/>	Translate to Estonian	<input type="checkbox"/>	Translate to Finnish	<input type="checkbox"/>	Translate to French	<input type="checkbox"/>	Translate to Gaelic	<input type="checkbox"/>	Translate to German	<input type="checkbox"/>	Translate to Greek	<input type="checkbox"/>	Translate to Hungarian	<input type="checkbox"/>	Translate to Italian	<input type="checkbox"/>	Translate to Latvian	<input type="checkbox"/>	Translate to Lithuanian	<input type="checkbox"/>	Translate to Polish	<input type="checkbox"/>	Translate to Portuguese	<input type="checkbox"/>	Translate to Romanian	<input type="checkbox"/>	Translate to Slovakian	<input type="checkbox"/>	Translate to Slovenian	<input type="checkbox"/>	Translate to Spanish	<input type="checkbox"/>	Translate to Swedish	<input type="checkbox"/>	Nomenclature type	<input type="text"/> [>]	CUS numbers	<input type="text"/> * <input type="checkbox"/>
Description	Value																																																		
Select/deselect all languages	<input type="checkbox"/>																																																		
Translate to Bulgarian	<input type="checkbox"/>																																																		
Translate to Czech	<input type="checkbox"/>																																																		
Translate to Danish	<input type="checkbox"/>																																																		
Translate to Dutch	<input type="checkbox"/>																																																		
Translate to Estonian	<input type="checkbox"/>																																																		
Translate to Finnish	<input type="checkbox"/>																																																		
Translate to French	<input type="checkbox"/>																																																		
Translate to Gaelic	<input type="checkbox"/>																																																		
Translate to German	<input type="checkbox"/>																																																		
Translate to Greek	<input type="checkbox"/>																																																		
Translate to Hungarian	<input type="checkbox"/>																																																		
Translate to Italian	<input type="checkbox"/>																																																		
Translate to Latvian	<input type="checkbox"/>																																																		
Translate to Lithuanian	<input type="checkbox"/>																																																		
Translate to Polish	<input type="checkbox"/>																																																		
Translate to Portuguese	<input type="checkbox"/>																																																		
Translate to Romanian	<input type="checkbox"/>																																																		
Translate to Slovakian	<input type="checkbox"/>																																																		
Translate to Slovenian	<input type="checkbox"/>																																																		
Translate to Spanish	<input type="checkbox"/>																																																		
Translate to Swedish	<input type="checkbox"/>																																																		
Nomenclature type	<input type="text"/> [>]																																																		
CUS numbers	<input type="text"/> * <input type="checkbox"/>																																																		

[\[Save job\]](#) [\[Cancel\]](#)

Figure 2: Automatic Translation page

[\[Save Job\]](#): Asks a confirmation before translating chemical substance names.

[\[Cancel\]](#): Cancel and returns to the Browser page.

3. Report

After translation, a report page is shown, giving some information about the operations performed. The result of the operations is available in the "current jobs" area. Successfully translated names will appear in work in progress of chemical substance names. These names can either be published or cancelled.

European Customs Inventory of Chemical Substances
European Commission, Taxation and Customs Union

[\[Main menu\]](#) [\[User guide\]](#) [\[Change language\]](#)

My reports

Retrieved rows:
Records: 1 - 5 / 5

Requested start time	Owner	Report definition path	Report status	
2012-09-05T15:44:00	ecics2-test001	/Mass Updates/Automatic Translation Of Chemical Names	Failed	[View job] [Copy] [Delete] [View report] [View result] <input type="checkbox"/>
2012-08-16T15:28:00	ecics2-test001	/Mass Updates/Automatic Translation Of Chemical Names	Success	[View job] [Copy] [Delete] [View report] [View result] <input type="checkbox"/>
2012-08-16T15:25:00	ecics2-test001	/Mass Updates/Automatic Translation Of Chemical Names	Success	[View job] [Copy] [Delete] [View report] [View result] <input type="checkbox"/>
2012-08-16T15:21:00	ecics2-test001	/Mass Updates/Automatic Translation Of Chemical Names	Success	[View job] [Copy] [Delete] [View report] [View result] <input type="checkbox"/>
2012-01-21T11:42:00	ecics2-test007	/Mass Updates/Automatic Translation Of Chemical Names	Success	[View job] [Copy] [Delete] [View report] [View result] <input type="checkbox"/>

[\[Delete selected\]](#) [\[Back\]](#)

Figure 3: Automatic Translation Report page

[\[View\]](#): View the job

[\[Copy\]](#): Copy the job and launch the job again. Copy job will redirect the user to new job page with the values selected from this job.


[\[Delete\]](#): Delete this job

[\[View Report\]](#): Report generated from this translation job

[\[View Result\]](#): Result of this job

PART V - Input bridges

Import data



Some data/options are only available for users with a specific profile.

1. Import Browser

The Import chemical substance data domain is a temporary representation of uploaded data and other relevant import information. Import chemical substance data items are identified by an import origin and a timestamp combination and contain a list of lines, each one corresponding to a third party chemical substance. Within every line, a list of header/value pairs represents chemical substance information.

The Import translation rule data domain is a temporary representation of uploaded data and other relevant import information. Import translation rule data items are identified by a rule type and a timestamp combination and contain a list of lines, each one corresponding to a translation rule. Within every line, a list of header/value pairs represents translation rule information.

The Browser page allows to browse existing imports. Moreover, the import operations can be launched from this page.



The screenshot shows the 'European Customs Inventory of Chemical Substances' interface. It includes a navigation bar with links for [Main menu], [User guide], and [Change language]. The main heading is 'Import data consultation'. Below this, it indicates 'Retrieved rows: 1 - 1 / 1' and 'Records: 1 - 1 / 1'. A table displays one record with columns for Origin, Timestamp, and Name. The record shows 'WHO' as the origin, '2012-02-09T14:04:41' as the timestamp, and 'WHO_data' as the name. Action links for [View], [Edit], [Delete], [Export], [Report], and [Synchronize] are provided for each record. At the bottom right, there are links for [Import Chemical Substance], [Import Translation Support Data], and [Back].

Origin	Timestamp	Name	
WHO	2012-02-09T14:04:41	WHO_data	[View] [Edit] [Delete] [Export] [Report] [Synchronize]

Figure 1: Import Data Browser Page

[Import Chemical Substance]: Displays the import chemical substance data upload page.

[Import Translation Rule]: Displays the import translation rule data upload page.

[View]: Displays detailed information in the visualisation page.

[Edit]: Displays detailed information in the edition page for modification.

[Delete]: Removes the selected item (confirmation pop-up window).

[Export]: Launches the batch job producing a CSV file and takes the user to the report browser page (only for WHO/ESIS).

[Report]: Launches the correspondence report and takes the user to the report browser page.

[Synchronize]: Takes the user to the synchronization page.

2. Import Chemical Substance Data Upload

This page allows users to import chemical substance data into the system from various origins through a delimited file.

European Customs Inventory of Chemical Substances
European Commission, Taxation and Customs Union

[\[Main Menu\]](#) [\[User Guide\]](#) [\[Change Language\]](#)

Import Data Management

Import Data:

Origin:*	<input type="text"/>	>]
Name:*	<input type="text"/>	
File Name:*	<input type="text"/>	
File:*	<input type="button" value="[Upload]"/>	

[\[Ok\]](#) [\[Cancel\]](#)

Figure 2: Upload page

[\[Upload\]](#): Opens the Upload File page.

[\[Ok\]](#): Submits the given file to the system for upload and saves data into the central system.

[\[Cancel\]](#): Cancels and returns to the Browser page.

The Upload File page allows selecting a delimited file for upload from the local system.

European Customs Inventory of Chemical Substances
European Commission, Taxation and Customs Union

[\[Main Menu\]](#) [\[User Guide\]](#) [\[Change Language\]](#)

Import Data Management - Import Data Upload

Document Filename:

[\[Upload File\]](#) [\[Cancel\]](#)

Figure 3: Import Data Upload File page

After the upload completion, a report page is shown, giving some information about the performed operations status.

Import Data Management

Upload Report:

Origin:	WHO						
Name:	Name						
File Name:	File Name						
Infos:	<table><tr><td>Number of valid lines</td><td>0</td></tr><tr><td>Number of invalid lines</td><td>1</td></tr></table>	Number of valid lines	0	Number of invalid lines	1		
Number of valid lines	0						
Number of invalid lines	1						
Errors:	<table><thead><tr><th>Line</th><th>Column</th><th>Error</th></tr></thead><tbody><tr><td>2</td><td></td><td>Every row in the import file must contain the same number of columns.</td></tr></tbody></table>	Line	Column	Error	2		Every row in the import file must contain the same number of columns.
Line	Column	Error					
2		Every row in the import file must contain the same number of columns.					

[\[Back\]](#)

Figure 4: Import Data Upload Report page

3. Import Translation Rule Data Upload

This page allows users to import translation rule data into the system through a delimited file.

Import data management

Import data:

Rule Type:*	<input type="text"/>	[>]
File name:*	<input type="text"/>	
File:*	[Upload]	

[\[Ok\]](#) [\[Cancel\]](#)

Figure 2: Upload page

[\[Upload\]](#): Opens the Upload File page.

[\[Ok\]](#): Submits the given file to the system for upload and saves data into the central system.

[\[Cancel\]](#): Cancels and returns to the Browser page.

The Upload File page allows selecting a delimited file for upload from the local system.

Import Data Management - Import Data Upload

Document Filename:

[\[Upload File\]](#) [\[Cancel\]](#)

Figure 3: Import Data Upload File page

After the upload completion, a report page is shown, giving some information about the performed operations status.

4. Import Data Consultation

This page allows users to view information related to an import. On this page, the same data groups as in the edition page are displayed in read-only mode. This page can be accessed via the [\[View\]](#) hyperlink in the import data browser.

[\[Main Menu\]](#) [\[User Guide\]](#) [\[Change Language\]](#)

Import Data Consultation

[\[Back\]](#)

Import Data:

Origin:	WHO
Timestamp:	2008-05-27T09:55:28
Name:	Test Import 1
File Name:	Test1.csv

Records:	Line 2																																																	
	<table><thead><tr><th>Header</th><th>Value</th></tr></thead><tbody><tr><td>IDENTIFIER</td><td>ID1</td></tr><tr><td>CUS_LIST</td><td></td></tr><tr><td>ADDITIONAL_INFO_EN</td><td>Additional</td></tr><tr><td>BOILING_POINT</td><td>222</td></tr><tr><td>CAS_LIST</td><td>5400-78-2;65212-95-5</td></tr><tr><td>CHEMICAL_STRUCTURE</td><td>Chemical Structure</td></tr><tr><td>DENSITY</td><td>555</td></tr><tr><td>EC_NUMBER</td><td>222</td></tr><tr><td>FLASH_POINT</td><td>444</td></tr><tr><td>FORMULA</td><td>superscript and subscript</td></tr><tr><td>INCHI_IDENTIFIER</td><td>Inchi0001</td></tr><tr><td>MELTING_POINT</td><td>333</td></tr><tr><td>ML_PROPERTY_Multilingual property 1_EN</td><td>Multi1</td></tr><tr><td>NAME_EN</td><td>Name</td></tr><tr><td>NAME_ORIGIN_AUTH_LEVEL</td><td>public</td></tr><tr><td>NOMENCLATURE_SYSTEM</td><td>INN</td></tr><tr><td>ORIGIN</td><td>WHO</td></tr><tr><td>PURITY</td><td>111</td></tr><tr><td>SIMPLE_PROPERTY_Simple property 2</td><td>true</td></tr><tr><td>STRUCT_AUTH_LEVEL</td><td>public</td></tr><tr><td>SYNONYM_EN</td><td>Synonym</td></tr><tr><td>SYN_AUTH_LEVEL</td><td>public</td></tr><tr><td>SYN_ORIGIN_AUTH_LEVEL</td><td>public</td></tr><tr><td>UN_NUMBER</td><td>333</td></tr></tbody></table>	Header	Value	IDENTIFIER	ID1	CUS_LIST		ADDITIONAL_INFO_EN	Additional	BOILING_POINT	222	CAS_LIST	5400-78-2;65212-95-5	CHEMICAL_STRUCTURE	Chemical Structure	DENSITY	555	EC_NUMBER	222	FLASH_POINT	444	FORMULA	superscript and subscript	INCHI_IDENTIFIER	Inchi0001	MELTING_POINT	333	ML_PROPERTY_Multilingual property 1_EN	Multi1	NAME_EN	Name	NAME_ORIGIN_AUTH_LEVEL	public	NOMENCLATURE_SYSTEM	INN	ORIGIN	WHO	PURITY	111	SIMPLE_PROPERTY_Simple property 2	true	STRUCT_AUTH_LEVEL	public	SYNONYM_EN	Synonym	SYN_AUTH_LEVEL	public	SYN_ORIGIN_AUTH_LEVEL	public	UN_NUMBER
Header	Value																																																	
IDENTIFIER	ID1																																																	
CUS_LIST																																																		
ADDITIONAL_INFO_EN	Additional																																																	
BOILING_POINT	222																																																	
CAS_LIST	5400-78-2;65212-95-5																																																	
CHEMICAL_STRUCTURE	Chemical Structure																																																	
DENSITY	555																																																	
EC_NUMBER	222																																																	
FLASH_POINT	444																																																	
FORMULA	superscript and subscript																																																	
INCHI_IDENTIFIER	Inchi0001																																																	
MELTING_POINT	333																																																	
ML_PROPERTY_Multilingual property 1_EN	Multi1																																																	
NAME_EN	Name																																																	
NAME_ORIGIN_AUTH_LEVEL	public																																																	
NOMENCLATURE_SYSTEM	INN																																																	
ORIGIN	WHO																																																	
PURITY	111																																																	
SIMPLE_PROPERTY_Simple property 2	true																																																	
STRUCT_AUTH_LEVEL	public																																																	
SYNONYM_EN	Synonym																																																	
SYN_AUTH_LEVEL	public																																																	
SYN_ORIGIN_AUTH_LEVEL	public																																																	
UN_NUMBER	333																																																	

[\[Back\]](#)

Figure 5: Import Data Consultation page

5. Import Data Edition

This page allows users to update information related to the import (e.g. session name, file name) and, whenever possible, the mapping between uploaded and existing chemical substance data. This page can be accessed via the [\[Edit\]](#) hyperlink in the import data browser.

Import Data Management - Import Data Edition

[Save for later use] [Publish to Central System] [Cancel]

Import Data:

Origin:	WHO																																																				
Timestamp:	2008-05-27T09:55:28																																																				
Name:*	<input type="text" value="Test Import 1"/>																																																				
File Name:*	<input type="text" value="Test1.csv"/>																																																				
Records:	<table border="1"> <thead> <tr> <th colspan="2">Line 2</th> </tr> <tr> <th>Header</th> <th>Value</th> </tr> </thead> <tbody> <tr> <td>IDENTIFIER</td> <td>ID1</td> </tr> <tr> <td>CUS_LIST</td> <td><input type="text"/></td> </tr> <tr> <td>ADDITIONAL_INFO_EN</td> <td>Additional</td> </tr> <tr> <td>BOILING_POINT</td> <td>222</td> </tr> <tr> <td>CAS_LIST</td> <td>5400-78-2;65212-95-5</td> </tr> <tr> <td>CHEMICAL_STRUCTURE</td> <td>Chemical Structure</td> </tr> <tr> <td>DENSITY</td> <td>555</td> </tr> <tr> <td>EC_NUMBER</td> <td>222</td> </tr> <tr> <td>FLASH_POINT</td> <td>444</td> </tr> <tr> <td>FORMULA</td> <td>superscript and subscript</td> </tr> <tr> <td>INCHI_IDENTIFIER</td> <td>Inchi0001</td> </tr> <tr> <td>MELTING_POINT</td> <td>333</td> </tr> <tr> <td>ML_PROPERTY_Multilingual property 1_EN</td> <td>Multi1</td> </tr> <tr> <td>NAME_EN</td> <td>Name</td> </tr> <tr> <td>NAME_ORIGIN_AUTH_LEVEL</td> <td>public</td> </tr> <tr> <td>NOMENCLATURE_SYSTEM</td> <td>INN</td> </tr> <tr> <td>ORIGIN</td> <td>WHO</td> </tr> <tr> <td>PURITY</td> <td>111</td> </tr> <tr> <td>SIMPLE_PROPERTY_Simple property 2</td> <td>true</td> </tr> <tr> <td>STRUCT_AUTH_LEVEL</td> <td>public</td> </tr> <tr> <td>SYNONYM_EN</td> <td>Synonym</td> </tr> <tr> <td>SYN_AUTH_LEVEL</td> <td>public</td> </tr> <tr> <td>SYN_ORIGIN_AUTH_LEVEL</td> <td>public</td> </tr> <tr> <td>UN_NUMBER</td> <td>333</td> </tr> </tbody> </table>	Line 2		Header	Value	IDENTIFIER	ID1	CUS_LIST	<input type="text"/>	ADDITIONAL_INFO_EN	Additional	BOILING_POINT	222	CAS_LIST	5400-78-2;65212-95-5	CHEMICAL_STRUCTURE	Chemical Structure	DENSITY	555	EC_NUMBER	222	FLASH_POINT	444	FORMULA	superscript and subscript	INCHI_IDENTIFIER	Inchi0001	MELTING_POINT	333	ML_PROPERTY_Multilingual property 1_EN	Multi1	NAME_EN	Name	NAME_ORIGIN_AUTH_LEVEL	public	NOMENCLATURE_SYSTEM	INN	ORIGIN	WHO	PURITY	111	SIMPLE_PROPERTY_Simple property 2	true	STRUCT_AUTH_LEVEL	public	SYNONYM_EN	Synonym	SYN_AUTH_LEVEL	public	SYN_ORIGIN_AUTH_LEVEL	public	UN_NUMBER	333
Line 2																																																					
Header	Value																																																				
IDENTIFIER	ID1																																																				
CUS_LIST	<input type="text"/>																																																				
ADDITIONAL_INFO_EN	Additional																																																				
BOILING_POINT	222																																																				
CAS_LIST	5400-78-2;65212-95-5																																																				
CHEMICAL_STRUCTURE	Chemical Structure																																																				
DENSITY	555																																																				
EC_NUMBER	222																																																				
FLASH_POINT	444																																																				
FORMULA	superscript and subscript																																																				
INCHI_IDENTIFIER	Inchi0001																																																				
MELTING_POINT	333																																																				
ML_PROPERTY_Multilingual property 1_EN	Multi1																																																				
NAME_EN	Name																																																				
NAME_ORIGIN_AUTH_LEVEL	public																																																				
NOMENCLATURE_SYSTEM	INN																																																				
ORIGIN	WHO																																																				
PURITY	111																																																				
SIMPLE_PROPERTY_Simple property 2	true																																																				
STRUCT_AUTH_LEVEL	public																																																				
SYNONYM_EN	Synonym																																																				
SYN_AUTH_LEVEL	public																																																				
SYN_ORIGIN_AUTH_LEVEL	public																																																				
UN_NUMBER	333																																																				

[Save for later use] [Publish to Central System] [Cancel]

Figure 6: Import Data Edition page

[Save for later use]: Saves page data in a personal workspace without publishing it to the central system.

[Publish to Central System]: Saves page data into the central system and makes it available to other users (confirmation pop-up window).

6. Import Data Report

This page allows to launch the import mapping report, showing the differences between existing and imported chemical substance information. This page can be accessed via the [Report] hyperlink in the import data browser.

7. Import Data Synchronization

This page allows users to proceed with the synchronisation between uploaded and existing system data (chemical substance and reference data) based on mapping information. This page can be accessed via the [Synchronize] hyperlink in the import data browser.

[Main Menu] [User Guide] [Change Language]

Import Data Synchronization

[Synchronize] [Cancel]

Import Data:

Origin:	WHO																																																				
Timestamp:	2008-05-27T09:55:28																																																				
Name:	Test Import 1																																																				
File Name:	Test1.csv																																																				
Records:	<table border="1"> <thead> <tr> <th colspan="2">Line 2</th> </tr> <tr> <th>Header</th> <th>Value</th> </tr> </thead> <tbody> <tr> <td>IDENTIFIER</td> <td>ID1</td> </tr> <tr> <td>CUS_LIST</td> <td></td> </tr> <tr> <td>ADDITIONAL_INFO_EN</td> <td>Additional</td> </tr> <tr> <td>BOILING_POINT</td> <td>222</td> </tr> <tr> <td>CAS_LIST</td> <td>5400-78-2;65212-95-5</td> </tr> <tr> <td>CHEMICAL_STRUCTURE</td> <td>Chemical Structure</td> </tr> <tr> <td>DENSITY</td> <td>555</td> </tr> <tr> <td>EC_NUMBER</td> <td>222</td> </tr> <tr> <td>FLASH_POINT</td> <td>444</td> </tr> <tr> <td>FORMULA</td> <td>superscript and subscript</td> </tr> <tr> <td>INCHI_IDENTIFIER</td> <td>Inchi0001</td> </tr> <tr> <td>MELTING_POINT</td> <td>333</td> </tr> <tr> <td>ML_PROPERTY_Multilingual property 1_EN</td> <td>Multi1</td> </tr> <tr> <td>NAME_EN</td> <td>Name</td> </tr> <tr> <td>NAME_ORIGIN_AUTH_LEVEL</td> <td>public</td> </tr> <tr> <td>NOMENCLATURE_SYSTEM</td> <td>INN</td> </tr> <tr> <td>ORIGIN</td> <td>WHO</td> </tr> <tr> <td>PURITY</td> <td>111</td> </tr> <tr> <td>SIMPLE_PROPERTY_Simple property 2</td> <td>true</td> </tr> <tr> <td>STRUCT_AUTH_LEVEL</td> <td>public</td> </tr> <tr> <td>SYNONYM_EN</td> <td>Synonym</td> </tr> <tr> <td>SYN_AUTH_LEVEL</td> <td>public</td> </tr> <tr> <td>SYN_ORIGIN_AUTH_LEVEL</td> <td>public</td> </tr> <tr> <td>UN_NUMBER</td> <td>333</td> </tr> </tbody> </table>	Line 2		Header	Value	IDENTIFIER	ID1	CUS_LIST		ADDITIONAL_INFO_EN	Additional	BOILING_POINT	222	CAS_LIST	5400-78-2;65212-95-5	CHEMICAL_STRUCTURE	Chemical Structure	DENSITY	555	EC_NUMBER	222	FLASH_POINT	444	FORMULA	superscript and subscript	INCHI_IDENTIFIER	Inchi0001	MELTING_POINT	333	ML_PROPERTY_Multilingual property 1_EN	Multi1	NAME_EN	Name	NAME_ORIGIN_AUTH_LEVEL	public	NOMENCLATURE_SYSTEM	INN	ORIGIN	WHO	PURITY	111	SIMPLE_PROPERTY_Simple property 2	true	STRUCT_AUTH_LEVEL	public	SYNONYM_EN	Synonym	SYN_AUTH_LEVEL	public	SYN_ORIGIN_AUTH_LEVEL	public	UN_NUMBER	333
Line 2																																																					
Header	Value																																																				
IDENTIFIER	ID1																																																				
CUS_LIST																																																					
ADDITIONAL_INFO_EN	Additional																																																				
BOILING_POINT	222																																																				
CAS_LIST	5400-78-2;65212-95-5																																																				
CHEMICAL_STRUCTURE	Chemical Structure																																																				
DENSITY	555																																																				
EC_NUMBER	222																																																				
FLASH_POINT	444																																																				
FORMULA	superscript and subscript																																																				
INCHI_IDENTIFIER	Inchi0001																																																				
MELTING_POINT	333																																																				
ML_PROPERTY_Multilingual property 1_EN	Multi1																																																				
NAME_EN	Name																																																				
NAME_ORIGIN_AUTH_LEVEL	public																																																				
NOMENCLATURE_SYSTEM	INN																																																				
ORIGIN	WHO																																																				
PURITY	111																																																				
SIMPLE_PROPERTY_Simple property 2	true																																																				
STRUCT_AUTH_LEVEL	public																																																				
SYNONYM_EN	Synonym																																																				
SYN_AUTH_LEVEL	public																																																				
SYN_ORIGIN_AUTH_LEVEL	public																																																				
UN_NUMBER	333																																																				

[Synchronize] [Cancel]

Figure 7: Import Data Synchronization page

[Synchronize]: Synchronizes imported data with existing ECICS-2 data and displays an outline of the operations.

After synchronization completion, a report page is shown, giving some information about the performed operations status.

Import Data Synchronization

[\[Back\]](#)

Synchronization Report:

Origin: WHO

Timestamp: 2008-05-27T09:55:28

Name: Test Import 1

File Name: Test1.csv

Infos:

Line	Info
	Chemical substances - Number of valid insert operations 0
	Chemical substances - Number of invalid insert operations 1
	Chemical substances - Number of valid update operations 0
	Chemical substances - Number of invalid update operations 0
	CAS registry numbers - Number of valid insert operations 2
	CAS registry numbers - Number of invalid insert operations 0
	Correspondences - Number of valid insert operations 0
	Correspondences - Number of invalid insert operations 0
	Correspondences - Number of valid delete operations 0
	Correspondences - Number of invalid delete operations 0
2	Insert CAS reference CAS Registry Number: 5400-78-2
2	Insert CAS reference CAS Registry Number: 65212-95-5

Errors:

Line	Reference	Error	Info
2		Mandatory field	Insert Chemical Substance - /insert.chemical.substance/chemical.substance/name.information/name.reference.list/name.reference/authorisation.level.code
2		Invalid format	Insert Chemical Substance - /insert.chemical.substance/chemical.substance/chemical.information/chemical.structure/data
2		Mandatory field	Insert Chemical Substance - /insert.chemical.substance/chemical.substance/chemical.information/purity.information/authorisation.level.code
2		Invalid format	Insert Chemical Substance - /insert.chemical.substance/chemical.substance/chemical.information/ec.number

[\[Back\]](#)

Figure 8: Import Data Synchronization Report page

8. Import Data Work in progress

This page allows users to view non-published work on chemical substances, import correspondences and CAS registry numbers as a result of import data synchronization. This page can be accessed via the [\[Work in progress\]](#) hyperlink on the Import data area of the main application menu.

[\[Main menu\]](#) [\[User guide\]](#) [\[Change language\]](#)

Draft Synchronised Data:

WHO - 2008-02-09 at 08:00:00 / IMP-4d60945e-ac1a-801d-0053-5d84e3cb5d8a

Draft Chemical Substance:

Code	Operation	Time	Owner	
0021769-6	Modification	2008-06-03T09:42:23	ecics2-test007	[View]
2123458-2	New	2008-06-03T09:42:27	ecics2-test007	[View]

Draft Import Correspondence:

Origin	Identifier	CUS Number	Operation	Time	Owner
WHO	R2M834	0021769-6	New	2008-06-03T09:42:27	ecics2-test007
WHO	S6N945	2123458-2	New	2008-06-03T09:42:28	ecics2-test007

Draft CAS Reference:

Code	Operation	Time	Owner	
62-38-4	New	2008-06-03T09:42:19	ecics2-test007	[View]

[\[Cancel\]](#) [\[Publish\]](#)


[\[Back\]](#)

Figure 9: Import Data Work in progress page

The operations resulting from synchronization belong to a single work package, therefore the [\[Cancel\]](#) and [\[Publish\]](#) action links concern the whole set of synchronized data rather than every individual item.

PART VI - Output bridges

Data Extraction



Some data/options are only available for users with a specific profile.

The ECICS2 data extraction system involves two main aspects. First, the jobs that allow to globally prepare the data extraction system and maintain this one up to date. Those jobs are the full extraction job, the differential extraction job and the regenerate extraction job. Then, some specialized jobs allow to transfer some of the extracted data from ECICS2 to some specific external systems (i.e. DDS). Those jobs are the filter extraction job and the send extraction job.

The data extraction jobs can be accessed from Main menu > Reports > Interface > Output Bridge.

1. Full extraction

The full extraction batch job allows to extract the whole data of the ECICS2 application.

In other words, this is a generic extraction process initializing the system to allow specific extractions for specific systems (i.e. DDS system) to be launched later.

The batch parameters are:

- *Differential extraction sequence number*: The sequence number of the differential extraction on which the full extraction is based.
- *Extraction timestamp*: The timestamp to take into account for the extraction of data. Both parameters are mutually exclusive. If the *Differential extraction sequence number* parameter is provided, the full extraction is based on an existing differential extraction. Otherwise, the *Extraction timestamp* parameter is provided and is the timestamp to take into account for the extraction.

European Customs Inventory of Chemical Substances European Commission, Taxation and Customs Union

[\[Main Menu\]](#) [\[User Guide\]](#) [\[Change Language\]](#)

Job

Job Agent Entry Name:	ECICSAgentEntry						
Job Definition Path:	Interface/Output Bridge/Generate full extraction						
Requested Start Time:	<input type="text" value="2008-06-04T11:37:54"/>						
Actual In Parameters:	<table border="1" style="width: 100%; border-collapse: collapse;"><thead><tr><th style="width: 70%;">Parameter</th><th>Value</th></tr></thead><tbody><tr><td>Differential extraction sequence number</td><td><input type="text"/></td></tr><tr><td>Extraction timestamp</td><td><input type="text"/></td></tr></tbody></table>	Parameter	Value	Differential extraction sequence number	<input type="text"/>	Extraction timestamp	<input type="text"/>
Parameter	Value						
Differential extraction sequence number	<input type="text"/>						
Extraction timestamp	<input type="text"/>						

[\[Save Job\]](#) [\[Cancel\]](#)

Figure 1: Full extraction job launcher page

[\[Save job\]](#): Creates the extraction job using the specified parameters.

[\[Cancel\]](#): Returns to the Output Bridge jobs browser.

2. Differential extraction

The differential extraction batch job allows to maintain the extraction system up to date according to data which hadn't been included in the full extraction process because they simply weren't existing.

The batch parameters are:

- *Extraction timestamp*: The timestamp to take into account for the extraction of data.

European Customs Inventory of Chemical Substances
European Commission, Taxation and Customs Union

[Main Menu](#) [User Guide](#) [Change Language](#)

Job

Job Agent Entry Name:	ECICSAgentEntry				
Job Definition Path:	Interface/Output Bridge/Generate differential extraction				
Requested Start Time:	<input type="text" value="2008-06-04T11:39:44"/>				
Actual In Parameters:	<table border="1" style="width: 100%; border-collapse: collapse;"><thead><tr><th style="width: 50%;">Parameter</th><th style="width: 50%;">Value</th></tr></thead><tbody><tr><td>Extraction timestamp</td><td><input type="text" value=""/> *</td></tr></tbody></table>	Parameter	Value	Extraction timestamp	<input type="text" value=""/> *
Parameter	Value				
Extraction timestamp	<input type="text" value=""/> *				

[Save Job](#) [Cancel](#)

Figure 2: Differential extraction job launcher page

[Save job](#): Creates the extraction job using the specified parameters.

[Cancel](#): Returns to the Output Bridge jobs browser.

3. Regenerate extraction

The regenerate extraction batch job allows to regenerate an extraction previously performed by a full extraction (sequence id: 000000) or by a differential extraction (existing sequence id other than 000000).

The batch parameters are:

- *Differential extraction sequence number*: The sequence number of the differential extraction on which the full extraction is based.
- *Differential indicator*: Type of extraction: 'true' if this is a differential extraction.

[Main Menu](#) [User Guide](#) [Change Language](#)

Job

Job Agent Entry Name:	ECICSAgentEntry						
Job Definition Path:	Interface/Output Bridge/Regenerate extraction						
Requested Start Time:	<input type="text" value="2008-06-04T11:40:45"/>						
Actual In Parameters:	<table><thead><tr><th>Parameter</th><th>Value</th></tr></thead><tbody><tr><td>Differential extraction sequence number</td><td><input type="text"/> *</td></tr><tr><td>Differential indicator</td><td><input type="text"/> *</td></tr></tbody></table>	Parameter	Value	Differential extraction sequence number	<input type="text"/> *	Differential indicator	<input type="text"/> *
Parameter	Value						
Differential extraction sequence number	<input type="text"/> *						
Differential indicator	<input type="text"/> *						

[Save Job](#) [Cancel](#)

Figure 3: Regenerate extraction job launcher page

[Save job](#) : Creates the extraction job using the specified parameters.

[Cancel](#) : Returns to the Output Bridge jobs browser.

4. Filter extraction

The filter extraction batch job allows to prepare a subset of previously extracted data in order to send them at a later time to specific external systems (i.e. DDS). The initialization of the extraction system using the full extraction batch job is required to be able to use the filter extraction job.

The batch parameters are:

- *Differential extraction sequence number*: The sequence number of the differential extraction on which the full extraction is based.
- *Differential indicator*: Type of extraction: 'true' if this is a differential extraction.
- *Destinations*: The list of destinations to which the differential extraction must be sent.

[\[Main Menu\]](#) [\[User Guide\]](#) [\[Change Language\]](#)

Job

Job Agent Entry Name:	ECICSAgentEntry															
Job Definition Path:	/Interface/Output Bridge/Filter extraction															
Requested Start Time:	<input type="text" value="2008-06-04T11:41:32"/>															
Actual In Parameters:	<table><thead><tr><th>Parameter</th><th>Value</th><th></th></tr></thead><tbody><tr><td>Differential extraction sequence number</td><td><input type="text"/></td><td>*</td></tr><tr><td>Differential indicator</td><td><input type="text"/></td><td>*</td></tr><tr><td>Destinations</td><td><input type="text"/></td><td>* <input type="checkbox"/></td></tr><tr><td>[More]</td><td></td><td>[Delete]</td></tr></tbody></table>	Parameter	Value		Differential extraction sequence number	<input type="text"/>	*	Differential indicator	<input type="text"/>	*	Destinations	<input type="text"/>	* <input type="checkbox"/>	[More]		[Delete]
Parameter	Value															
Differential extraction sequence number	<input type="text"/>	*														
Differential indicator	<input type="text"/>	*														
Destinations	<input type="text"/>	* <input type="checkbox"/>														
[More]		[Delete]														

[\[Save Job\]](#) [\[Cancel\]](#)

Figure 4: Filter extraction job launcher page

[\[Save job\]](#) : Creates the extraction job using the specified parameters.

[\[Cancel\]](#) : Returns to the Output Bridge jobs browser.

5. Send extraction

The send extraction batch job allows to send to specific external systems (i.e. DDS) a previously prepared (using filter extraction tool) subset of extracted data. At least one data subset must have been prepared using the filter extraction tool to be able to use the send extraction job.

The batch parameters are:

- *Differential extraction sequence number*: The sequence number of the differential extraction on which the full extraction is based.
- *Differential indicator*: Type of extraction: "true" if this is a differential extraction.
- *Destinations*: The list of destinations to which the differential extraction must be sent.

[Main Menu](#) [User Guide](#) [Change Language](#)

Job

Job Agent Entry Name:	ECICSAgentEntry												
Job Definition Path:	/Interface/Output Bridge/Send extraction												
Requested Start Time:	<input type="text" value="2008-06-04T11:42:15"/>												
Actual In Parameters:	<table border="1"><thead><tr><th>Parameter</th><th>Value</th><th></th></tr></thead><tbody><tr><td>Differential extraction sequence number</td><td><input type="text"/></td><td>*</td></tr><tr><td>Differential indicator</td><td><input type="text"/></td><td>*</td></tr><tr><td>Destinations</td><td><input type="text"/></td><td>* <input type="checkbox"/></td></tr></tbody></table> <p>[More] [Delete]</p>	Parameter	Value		Differential extraction sequence number	<input type="text"/>	*	Differential indicator	<input type="text"/>	*	Destinations	<input type="text"/>	* <input type="checkbox"/>
Parameter	Value												
Differential extraction sequence number	<input type="text"/>	*											
Differential indicator	<input type="text"/>	*											
Destinations	<input type="text"/>	* <input type="checkbox"/>											

[\[Save Job\]](#) [\[Cancel\]](#)

Figure 5: Send extraction job launcher page

[\[Save job\]](#): Creates the extraction job using the specified parameters.

[\[Cancel\]](#): Returns to the Output Bridge jobs browser.

6. Automatic differential extraction

The automatic differential extraction batch job automatically performs a differential extraction, prepares the corresponding data subset and send this prepared data subset to specific external systems (i.e. DDS).

This job allows to quickly update the specific external systems with the latest data changes applied in ECICS2 since the last differential extraction was performed.

[Main menu](#) [User guide](#) [Change language](#)

Job

Job Agent Entry Name:	ECICSAgentEntry
Job definition path:	/Interface/Output Bridge/Automatic differential extraction
Requested start time:	<input type="text" value="2012-02-09T14:51:52"/>

[\[Save job\]](#) [\[Cancel\]](#)

Figure 6: Automatic differential extraction job launcher page

[\[Save job\]](#): Creates the extraction job using the specified parameters.

[\[Cancel\]](#): Returns to the Output Bridge jobs browser.

7. DDS export browser

Allows to browse the history of the data exported to the DDS system.

European Customs Inventory of Chemical Substances
European Commission, Taxation and Customs Union

[\[Main Menu\]](#) [\[User Guide\]](#) [\[Change Language\]](#)

Extraction Consultation - DDS Extractions

Retrieved rows:
Records: 1 - 2 / 2

Sequence number	Is differential	Extraction timestamp	
000000		2008-06-06T12:56:18	[View]
000002	X	2008-06-06T16:02:00	[View]

[\[Back\]](#)

Figure 7: DDS export browser

8. DDS export detail

Allows consulting the details of a previously performed DDS data extraction operation.

European Customs Inventory of Chemical Substances
European Commission, Taxation and Customs Union

[\[Main Menu\]](#) [\[User Guide\]](#) [\[Change Language\]](#)

Extraction Consultation - DDS Extractions

[\[Delete\]](#) [\[Back\]](#)

Extraction

Sequence number:	000000								
Differential indicator:	No								
Extraction timestamp:	2008-06-06T12:56:18								
File path:	full/2008-06-06T12.56.18/full_extraction_2008-06-06T12.56.18.xml.zip [Download]								
Actual destinations:	<table border="1"><thead><tr><th>Destination</th><th>Sending timestamp</th><th>File path</th><th></th></tr></thead><tbody><tr><td>DDS</td><td></td><td>full/2008-06-06T12.56.18/full_extraction_2008-06-06T12.56.18_DDS.xml.zip</td><td>[Download]</td></tr></tbody></table>	Destination	Sending timestamp	File path		DDS		full/2008-06-06T12.56.18/full_extraction_2008-06-06T12.56.18_DDS.xml.zip	[Download]
Destination	Sending timestamp	File path							
DDS		full/2008-06-06T12.56.18/full_extraction_2008-06-06T12.56.18_DDS.xml.zip	[Download]						

[\[Delete\]](#) [\[Back\]](#)

Figure 8: DDS export detail

Export Data



Some data/options are only available for users with a specific profile.

Exporting data in ECICS2 consists in launching the appropriate batch job depending on which kind of data export has to be performed. The data export types available are: XML export, CN export and ACD/Labs software export. The data export jobs can be accessed from Main menu > Reports > Interface > Output bridge. Some are also available from the CS data browser (see the [data browser](#)).

1. Chemical Substances XML Export

The Chemical Substances XML Export functionality allows to launch a job exporting some chosen chemical substances into an XML formatted file. The exported chemical substances are chosen using some filtering criteria before launching the job as shown in the picture below.

European Customs Inventory of Chemical Substances

European Commission, Taxation and Customs Union

[\[Main Menu\]](#) [\[User Guide\]](#) [\[Change Language\]](#)

Job

Job Agent Entry Name:	ECICSAgentEntry																																	
Job Definition Path:	/Interface/Output Bridge/Generic XML export																																	
Requested Start Time:	2009-05-04T16:19:53																																	
Actual In Parameters:	<table><thead><tr><th>Description</th><th>Value</th><th></th></tr></thead><tbody><tr><td>Apply language filter</td><td><input type="text"/> [>] *</td><td></td></tr><tr><td>Languages to keep</td><td><input type="text"/> [>]</td><td><input type="checkbox"/></td></tr><tr><td>[More]</td><td></td><td>[Delete]</td></tr><tr><td>Nomenclature Systems to keep</td><td><input type="text"/> [>]</td><td><input type="checkbox"/></td></tr><tr><td>[More]</td><td></td><td>[Delete]</td></tr><tr><td>Elements to filter out</td><td><input type="text"/> [>]</td><td><input type="checkbox"/></td></tr><tr><td>[More]</td><td></td><td>[Delete]</td></tr><tr><td>Authorisation levels to filter out</td><td><input type="text"/> [>]</td><td></td></tr><tr><td>CUS numbers</td><td><input type="text"/> *</td><td><input type="checkbox"/></td></tr><tr><td>[More]</td><td></td><td>[Delete]</td></tr></tbody></table>	Description	Value		Apply language filter	<input type="text"/> [>] *		Languages to keep	<input type="text"/> [>]	<input type="checkbox"/>	[More]		[Delete]	Nomenclature Systems to keep	<input type="text"/> [>]	<input type="checkbox"/>	[More]		[Delete]	Elements to filter out	<input type="text"/> [>]	<input type="checkbox"/>	[More]		[Delete]	Authorisation levels to filter out	<input type="text"/> [>]		CUS numbers	<input type="text"/> *	<input type="checkbox"/>	[More]		[Delete]
Description	Value																																	
Apply language filter	<input type="text"/> [>] *																																	
Languages to keep	<input type="text"/> [>]	<input type="checkbox"/>																																
[More]		[Delete]																																
Nomenclature Systems to keep	<input type="text"/> [>]	<input type="checkbox"/>																																
[More]		[Delete]																																
Elements to filter out	<input type="text"/> [>]	<input type="checkbox"/>																																
[More]		[Delete]																																
Authorisation levels to filter out	<input type="text"/> [>]																																	
CUS numbers	<input type="text"/> *	<input type="checkbox"/>																																
[More]		[Delete]																																

[\[Save Job\]](#) [\[Cancel\]](#)

Figure 1: Chemical Substances XML Export job launcher page

European Customs Inventory of Chemical Substances - Windows Internet Explorer

European Customs Inventory of Chemical Substances
European Commission, Taxation and Customs Union

Select an element to be filtered out

Code	Select/deselect all	<input type="checkbox"/>
Chemical substance reference	<input type="checkbox"/>	
CUS number	<input type="checkbox"/>	
Naming information	<input type="checkbox"/>	
Name reference list	<input type="checkbox"/>	
Name reference	<input type="checkbox"/>	
Nomenclature system	<input type="checkbox"/>	
Name list	<input type="checkbox"/>	
Name	<input checked="" type="checkbox"/>	
Language	<input checked="" type="checkbox"/>	
Text	<input checked="" type="checkbox"/>	
Authorization level code	<input checked="" type="checkbox"/>	
Origin	<input type="checkbox"/>	
Origin authorization level code	<input type="checkbox"/>	
Frame	<input type="checkbox"/>	
Synonym reference list	<input type="checkbox"/>	
Synonym reference	<input type="checkbox"/>	
Synonym list	<input type="checkbox"/>	
Synonym	<input type="checkbox"/>	
Language	<input type="checkbox"/>	
Text	<input type="checkbox"/>	
Authorization level code	<input type="checkbox"/>	
Origin	<input type="checkbox"/>	
Origin authorization level code	<input type="checkbox"/>	
Classification information list	<input type="checkbox"/>	

Figure 2: Chemical Substances XML Export job elements to filter out page

Job

Job Agent Entry Name:	ECICSAgentEntry																																										
Job definition path:	/Interface/Output Bridge/Generic XML export																																										
Requested start time:	2013-02-27T14:50:31																																										
Actual in parameters:	<table><thead><tr><th>Description</th><th>Value</th><th></th></tr></thead><tbody><tr><td>Apply language filter</td><td>1 [>] *</td><td></td></tr><tr><td>Languages to keep</td><td>[>] <input type="checkbox"/></td><td></td></tr><tr><td>[More]</td><td>[Delete]</td><td></td></tr><tr><td>Nomenclature Systems to keep</td><td>[>] <input type="checkbox"/></td><td></td></tr><tr><td>[More]</td><td>[Delete]</td><td></td></tr><tr><td>Elements to filter out</td><td>/chemical.substance/næ [>] <input type="checkbox"/></td><td></td></tr><tr><td></td><td>/chemical.substance/næ <input type="checkbox"/></td><td></td></tr><tr><td></td><td>/chemical.substance/næ <input type="checkbox"/></td><td></td></tr><tr><td></td><td>/chemical.substance/næ <input type="checkbox"/></td><td></td></tr><tr><td>[More]</td><td>[Delete]</td><td></td></tr><tr><td>Authorisation levels to filter out</td><td>[>]</td><td></td></tr><tr><td>CUS numbers</td><td>0100001-7 * <input type="checkbox"/></td><td></td></tr><tr><td>[More]</td><td>[Delete]</td><td></td></tr></tbody></table>	Description	Value		Apply language filter	1 [>] *		Languages to keep	[>] <input type="checkbox"/>		[More]	[Delete]		Nomenclature Systems to keep	[>] <input type="checkbox"/>		[More]	[Delete]		Elements to filter out	/chemical.substance/næ [>] <input type="checkbox"/>			/chemical.substance/næ <input type="checkbox"/>			/chemical.substance/næ <input type="checkbox"/>			/chemical.substance/næ <input type="checkbox"/>		[More]	[Delete]		Authorisation levels to filter out	[>]		CUS numbers	0100001-7 * <input type="checkbox"/>		[More]	[Delete]	
Description	Value																																										
Apply language filter	1 [>] *																																										
Languages to keep	[>] <input type="checkbox"/>																																										
[More]	[Delete]																																										
Nomenclature Systems to keep	[>] <input type="checkbox"/>																																										
[More]	[Delete]																																										
Elements to filter out	/chemical.substance/næ [>] <input type="checkbox"/>																																										
	/chemical.substance/næ <input type="checkbox"/>																																										
	/chemical.substance/næ <input type="checkbox"/>																																										
	/chemical.substance/næ <input type="checkbox"/>																																										
[More]	[Delete]																																										
Authorisation levels to filter out	[>]																																										
CUS numbers	0100001-7 * <input type="checkbox"/>																																										
[More]	[Delete]																																										

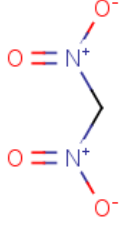
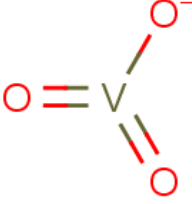
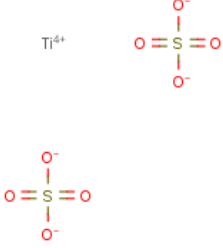
Figure 3: Chemical Substances XML Export job launcher page after elements are filtered out

[Save job]: Creates the extraction job using the specified parameters.

[Cancel]: Returns to the output bridge jobs browser.

The Chemical Substances XML Export functionality can also be accessed from the Query Browser page, in the [Overview] mode (when the number of results exceeds the limit displayed in the data browser). This allows an easier selection of the chemical substances to export. Indeed, the CUS numbers parameter will be prefilled with the results of the query displayed in the Query Browser page. Elements to filter out functionality is changed. Now the user can select any number of elements at a time.

The access to this feature is available from the query browser overview as shown in the next picture.

CUS number	Name text	Highest CAS registry number	Classification current CN code	Chemical structure	
0010002-7	gamma-cyclodextrin				[View] [Edit]
0010003-8	acenaphthene				[View] [Edit]
0010004-9	acenaphthenequinone				[View] [Edit]
0010005-0	acenaphthen-1-ol				[View] [Edit]
0010006-1	Acenaphthen-3-ol				[View] [Edit]
0010007-2	acenaphthylene				[View] [Edit]
0010008-3	acefylline piperazine				[View] [Edit]
0010009-4	acepromazine				[View] [Edit]
0100044-8	number 26				[View] [Edit]
0100045-9	number 27				[View] [Edit]
0100046-0	number 28				[View] [Edit]

[\[Mass update text\]](#) [\[Mass insert classification\]](#) [\[Mass update classification\]](#) [\[Mass update classification status\]](#) [\[Export XML\]](#) [\[Export ACD/Labs\]](#) [\[Automatic Translation of Chemical Names\]](#)

[\[Go back to query\]](#)

Figure 4: Access from Chemical substances Query Browser Overview mode

[\[Export XML\]](#): Opens the Chemical Substances Export XML job page with prefilled CUS numbers parameter.

2. CN Export

The CN Export functionality consists in producing a zip file containing the export files for the CN application in all the available EU languages. To ensure consistency of CN data, the English version of chemical substance information (i.e. the export for the English language) is always present in the CN export and should be imported into CN before other language versions.

[\[Main Menu\]](#) [\[User Guide\]](#) [\[Change Language\]](#)

Job

Job Agent Entry Name:	ECICSAgentEntry				
Job Definition Path:	/Interface/Output Bridge/CN export				
Requested Start Time:	<input type="text" value="2008-06-04T11:45:04"/>				
Actual In Parameters:	<table><thead><tr><th>Parameter</th><th>Value</th></tr></thead><tbody><tr><td>Annex Number</td><td><input type="text"/> [>] *</td></tr></tbody></table>	Parameter	Value	Annex Number	<input type="text"/> [>] *
Parameter	Value				
Annex Number	<input type="text"/> [>] *				

[\[Save Job\]](#) [\[Cancel\]](#)

Figure 5: CN Export job launcher page

[\[Save job\]](#): Creates the extraction job using the specified parameters.

[\[Cancel\]](#): Returns to the Output Bridge Jobs browser.

3. ACD/Labs Software Export

This specialised software export of ECICS-2 data allows the generation of standard SDF files destined to products of the ACD/Labs software line.

European Customs Inventory of Chemical Substances

European Commission, Taxation and Customs Union

[\[Main Menu\]](#) [\[User Guide\]](#) [\[Change Language\]](#)

Job

Job Agent Entry Name: ECICSAgentEntry
Job Definition Path: /Interface/Output Bridge/ACD Labs Software export
Requested Start Time: 2009-05-04T16:33:52

Actual In Parameters:

Description	Value		
CUS numbers	0010001-6	*	<input type="checkbox"/>
	0010002-7	*	<input type="checkbox"/>
	0010003-8	*	<input type="checkbox"/>
	0010004-9	*	<input type="checkbox"/>
	0010005-0	*	<input type="checkbox"/>
	0010006-1	*	<input type="checkbox"/>
	0010007-2	*	<input type="checkbox"/>
	0010008-3	*	<input type="checkbox"/>
	0010009-4	*	<input type="checkbox"/>
	0010010-7	*	<input type="checkbox"/>
	0010011-8	*	<input type="checkbox"/>
	0010012-9	*	<input type="checkbox"/>
	0010013-0	*	<input type="checkbox"/>
	0010014-1	*	<input type="checkbox"/>
	0010015-2	*	<input type="checkbox"/>
	0010016-3	*	<input type="checkbox"/>
	0010017-4	*	<input type="checkbox"/>
	0010018-5	*	<input type="checkbox"/>
	0010019-6	*	<input type="checkbox"/>
	0010020-9	*	<input type="checkbox"/>
	0010021-0	*	<input type="checkbox"/>
	0010022-1	*	<input type="checkbox"/>
	0010023-2	*	<input type="checkbox"/>
	0010024-3	*	<input type="checkbox"/>
	0010025-4	*	<input type="checkbox"/>
	0010026-5	*	<input type="checkbox"/>

[\[More\]](#)

[\[Delete\]](#)

[\[Save Job\]](#) [\[Cancel\]](#)

Figure 6: ACD/Labs Software Export job launcher page

[Save job]: Creates the extraction job using the specified parameters.

[Cancel]: Returns to the Output Bridge Jobs browser.