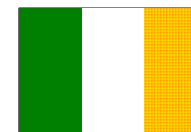




2003

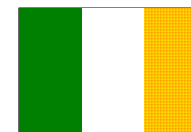


*Breakdown of number of cases registered and number of articles seized by product type
Ireland 2003*

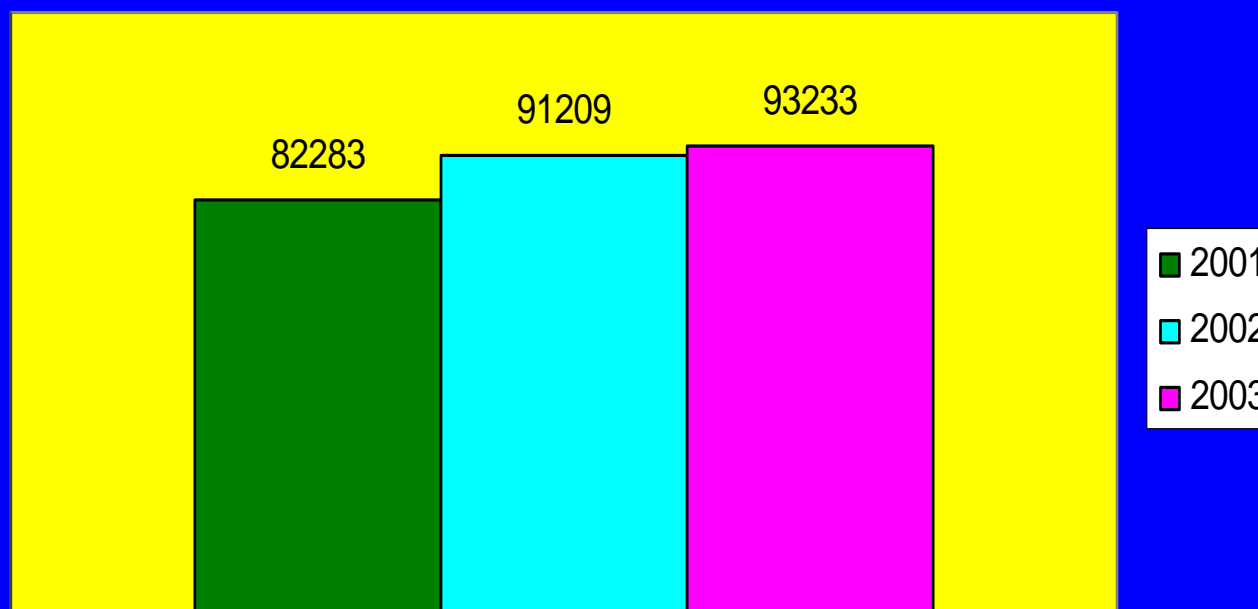
Product type	Number of cases registered by customs	%	Number of articles seized	%	Comparison 2002-2003 in % by articles seized
Foodstuffs, alcoholic and other drinks	0	0	0	0	--
Perfumes and cosmetics	2	1	34674	37,2	+111751%
Clothing and accessories	147	0,4	30662	32,9	-28%
a) Sportswear	35	10	6451	21	-18%
b) Other clothing (ready-to-wear, ...)	28	8	14806	48,3	-62%
c) Clothing accessories (bags, sunglasses, ...)	84	24	9405	30,7	-63%
Electrical equipment	0	0	0	0	--
Computer equipment (computers, screens, ...)	0	0	0	0	--
CD (audio, games, software, etc.), DVD, cassettes...	165	48	9383	10,1	+3%
Watches and jewellery	7	2	176	0,2	-83%
Toys and games	3	1	158	0,2	-77%
Other goods	23	7	18180	19,5	-52%
Cigarettes	0	0	0	0	--
TOTAL	347	100 %	93233	100 %	+2%



2003

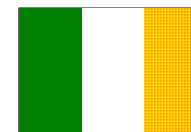


Evolution of the number of seized articles Ireland 2003





2003




*Breakdown by number of cases expressed as % by origin/provenance and by product type
Ireland 2003*

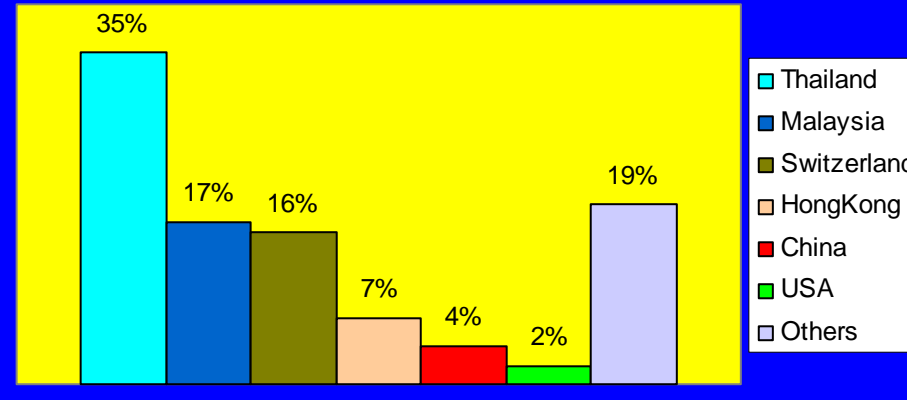
Foodstuffs, alcoholic and other drinks	—							
Perfumes and cosmetics	Czech Rep. 100%							
Clothing and accessories	Thailand 44%	Switzerland 20%	Hong Kong 10%	Korea 3%	USA 3%	Malaysia 3%	Philippines 3%	Others 13%
a) Sportswear	Thailand 58%	Switzerland 27%	Tunisia 3%	Turkey 3%	USA 3%	Pakistan 3%	Malaysia 3%	
b) Other clothing (ready-to-wear, ...)	Thailand 43%	Korea 17%	Switzerland 13%	Hong Kong 10%	Indonesia 3%	Malaysia 3%	UAE 3%	Others 5%
c) Clothing accessories (bags, sunglasses, ...)	Thailand 41%	Switzerland 21%	Hong Kong 14%	USA 5%	Malaysia 4%	Singapore 4%	Philippines 2%	Others 9%
Electrical equipment	—							
Computer equipment (computers, screens, ...)	—							
CD (audio, games, software, etc.), DVD, cassettes...	Thailand 37%	Malaysia 35%	Switzerland 11%	China 5%	Philippines 3%	Lithuania 2%	USA 2%	Others 5%
Watches and jewellery	Malaysia 30%	UAE 14%	China 14%	Indonesia 14%	EAU 14%	Thailand 14%		
Toys and games	HongKong 67%	Switzerland 33%						
Other goods	Switzerland 47%	HongKong 32%	UAE 11%	China 5%	Thailand 5%			
Cigarettes	—							
TOTAL	Thailand 35%	Malaysia 17%	Switzerland 16%	HongKong 7%	China 4%	USA 2%	Korea 2%	Others 16%



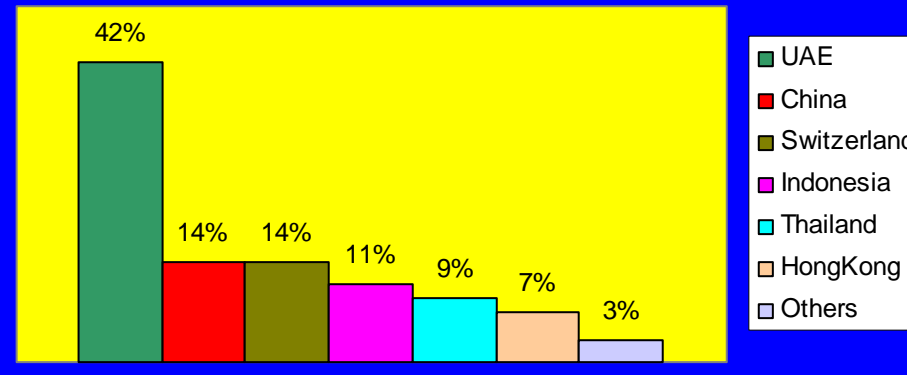
2003



Breakdown by number of cases and by origin-Ireland- 2003

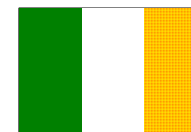


Breakdown by number of articles seized and by origin-Ireland 2003





2003




*Breakdown by number of cases expressed as % by right holder and by product type
Ireland 2003*

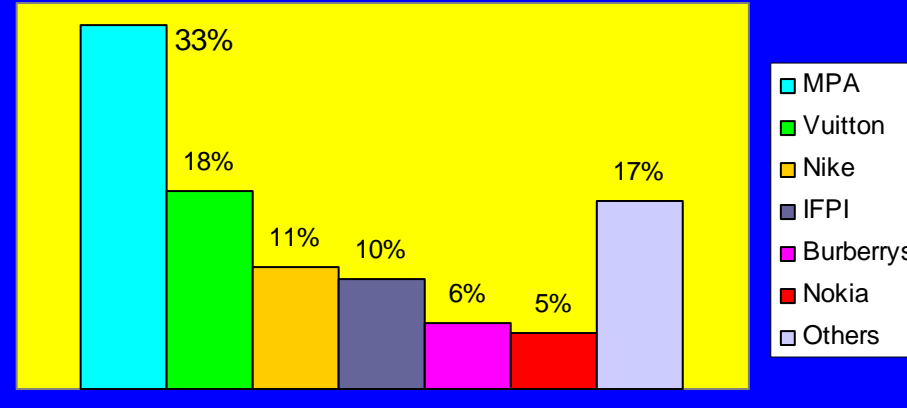
Foodstuffs, alcoholic and other drinks	—							
Perfumes and cosmetics	PR&GAMBLE 50%	H. BOSS 50%						
Clothing and accessories	VUITTON 41%	BURBERRYS 15%	NIKE 12%	ADIDAS 5%	UMBRO 5%	MERCEDES 3%	FERRARI 1%	OTHERS 28%
a) Sportswear	NIKE 37%	UMBRO 20%	ADIDAS 17%	MERCEDES 9%	FERRARI 3%	REEBOK 3%	NBA 3%	OTHERS 8%
b) Other clothing (ready-to-wear, ...)	NIKE 17%	VUITTON 17%	BURBERRYS 10%	T.HILFIGER 7%	MERCEDES 7%	RLAUREN 7%	TIMBERLAND 7%	OTHERS 28%
c) Clothing accessories (bags, sunglasses, ...)	VUITTON 67%	BURBERRYS 23%	GUCCI 6%	PRADA 2%	CHANEL 1%	TODDS 1%		
Electrical equipment	—							
Computer equipment (computers, screens, ...)	—							
CD (audio, games, software, etc.), DVD , cassettes...	MPA 75%	IFPI 22%	DISNEY 1%	MICROSOFT 1%	MCPS 1%			
Watches and jewellery	ROLEX 83%	NIKE 17%						
Toys and games	DISNEY 67%	IFPI 33%						
Other goods	NOKIA 68%	DISNEY 5%	NIKE 5%	VUITTON 5%	SONY 5%	FOX 5%	MERCEDES 5%	OTHERS 2%
Cigarettes	—							
TOTAL	MPA 33%	VUITTON 18%	NIKE 11%	IFPI 10%	BURBERRYS 6%	NOKIA 5%	OTHERS 17%	



2003



Breakdown by number of cases and by trademark-Ireland 2003



Breakdown by number of articles seized and by trademark-Ireland 2003

