



2003




*Breakdown by number of cases registered and articles seized by type of product*

*Greece - 2003*

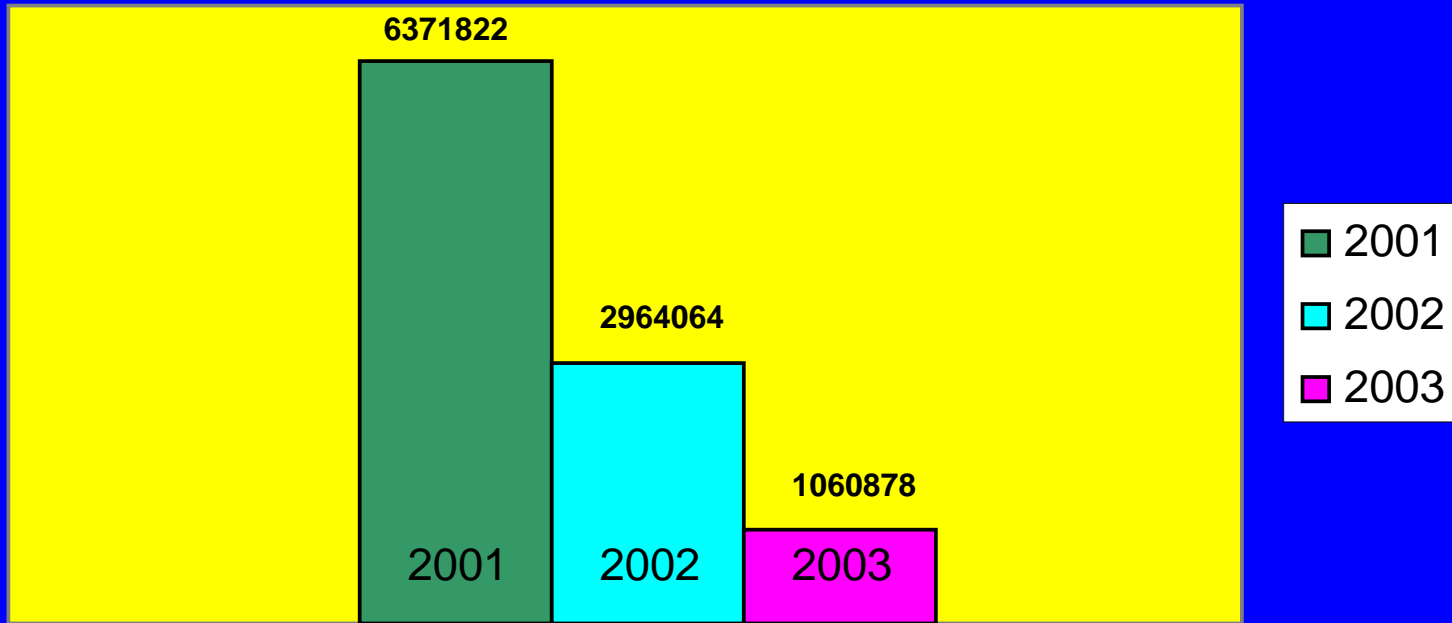
Product type	Number of cases registered by Customs	%	Number of articles seized	%	Comparison 2002-2003 in % of the number of articles
Foodstuffs, alcoholic and other drinks					--
Perfumes and cosmetics					--
<b>Clothing and accessories</b>	<b>7</b>	<b>77,7%</b>	<b>6048</b>	<b>0,57%</b>	<b>- 95 %</b>
a) Sportswear	3	33,3%	4335	0,41%	+ 6092 %
b) Other clothing (ready-to-wear...)	1	11,1%	189	0,02%	- 100 %
c) Clothing accessories	3	33,3%	1524	0,14%	- 98 %
Electrical equipment					--
Computer equipment (computers, screens...)					--
CD (audio, games,software ...), DVD, cassettes,					--
Watches and jewellery					--
Toys and games					--
Other goods					- 100 %
Cigarettes	2	22,3%	1054830	99,43%	- 60 %
<b>TOTAL</b>	<b>9</b>	<b>100 %</b>	<b>1060878</b>	<b>100 %</b>	<b>- 65 %</b>



2003



### Evolution of the number of articles seized between 2001-2003 Greece





2003




*Breakdown by number of cases expressed as % by provenance or origin of goods*

*Greece 2003*

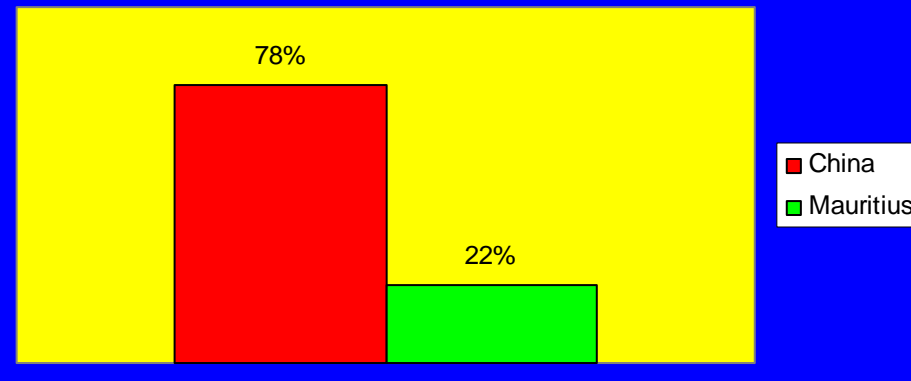
<b>Foodstuffs, alcoholic and other drinks</b>								
<b>Perfumes and cosmetics</b>								
<b>Clothing and accessories</b>	<b>China</b> <b>100%</b>							
a) Sportswear	<b>China</b> <b>100%</b>							
b) Other clothing (ready-to-wear...)	<b>China</b> <b>100%</b>							
c) Clothing accessories	<b>China</b> <b>100%</b>							
<b>Electrical equipment</b>								
<b>Computer equipment (computers, screens...)</b>								
<b>CD (audio, games,software ...), DVD, cassettes, etc.</b>								
<b>Watches and jewellery</b>								
<b>Toys and games</b>								
<b>Other goods</b>								
<b>Cigarettes</b>	<b>Mauritius</b> <b>100%</b>							
<b>TOTAL</b>	<b>China</b> <b>78%</b>	<b>Mauritius</b> <b>22%</b>						



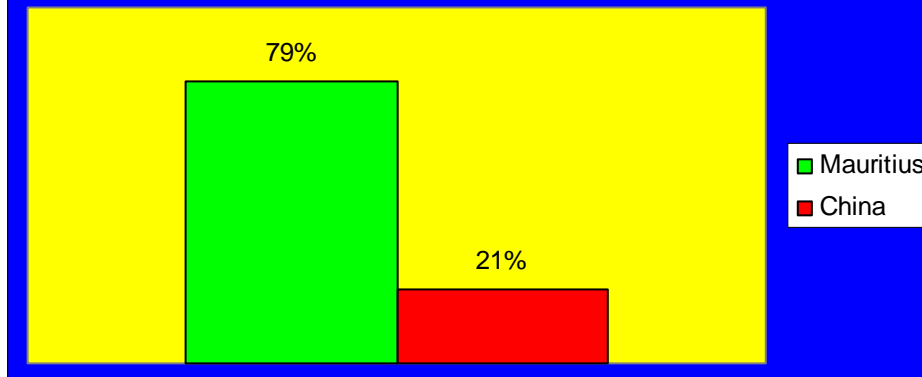
2003



Breakdown by number of cases and by origin-Greece 2003



Breakdown by number of articles seized and by origin-Greece 2003





2003




*Breakdown by number of cases expressed as % by trademark and product type  
Greece 2003*

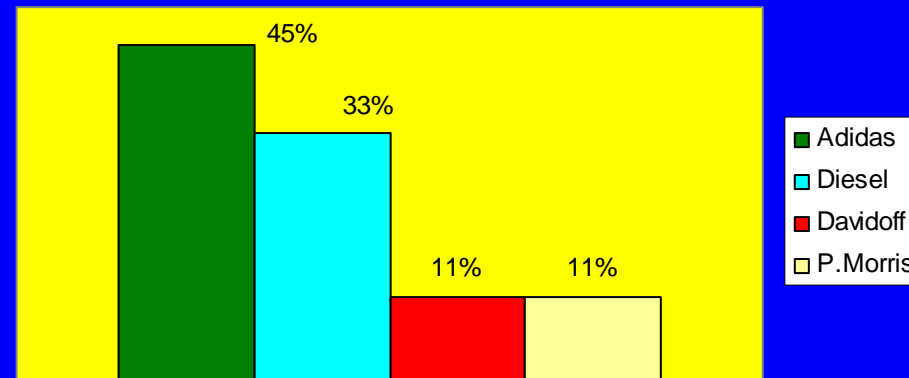
<b>Foodstuffs, alcoholic and other drinks</b>								
<b>Perfumes and cosmetics</b>								
<b>Clothing and accessories</b>	<b>DIESEL 67%</b>	<b>ADIDAS 33%</b>						
a) Sportswear	ADIDAS 100%							
b) Other clothing (ready-to-wear...)	DIESEL 100%							
c) Clothing accessories	DIESEL 67%	ADIDAS 33%						
<b>Electrical equipment</b>								
<b>Computer equipment (computers, screens...)</b>								
<b>CD (audio, games,software ...), DVD, cassettes, etc.</b>								
<b>Watches and jewellery</b>								
<b>Toys and games</b>								
<b>Other goods</b>								
<b>Cigarettes</b>	<b>DAVIDOFF 50%</b>	<b>PHILIPMORRIS 50%</b>						
<b>TOTAL</b>	<b>ADIDAS 45 %</b>	<b>DIESEL 33%</b>	<b>DAVIDOFF 11 %</b>	<b>PHIL. MORRIS 11%</b>				



2003



Breakdown by number of cases and by trademark-Greece 2003



Breakdown by number of articles seized and by trademark-Greece 2003

