



2003



*Breakdown of number of cases registered and number of articles seized by product type
Austria - 2003*

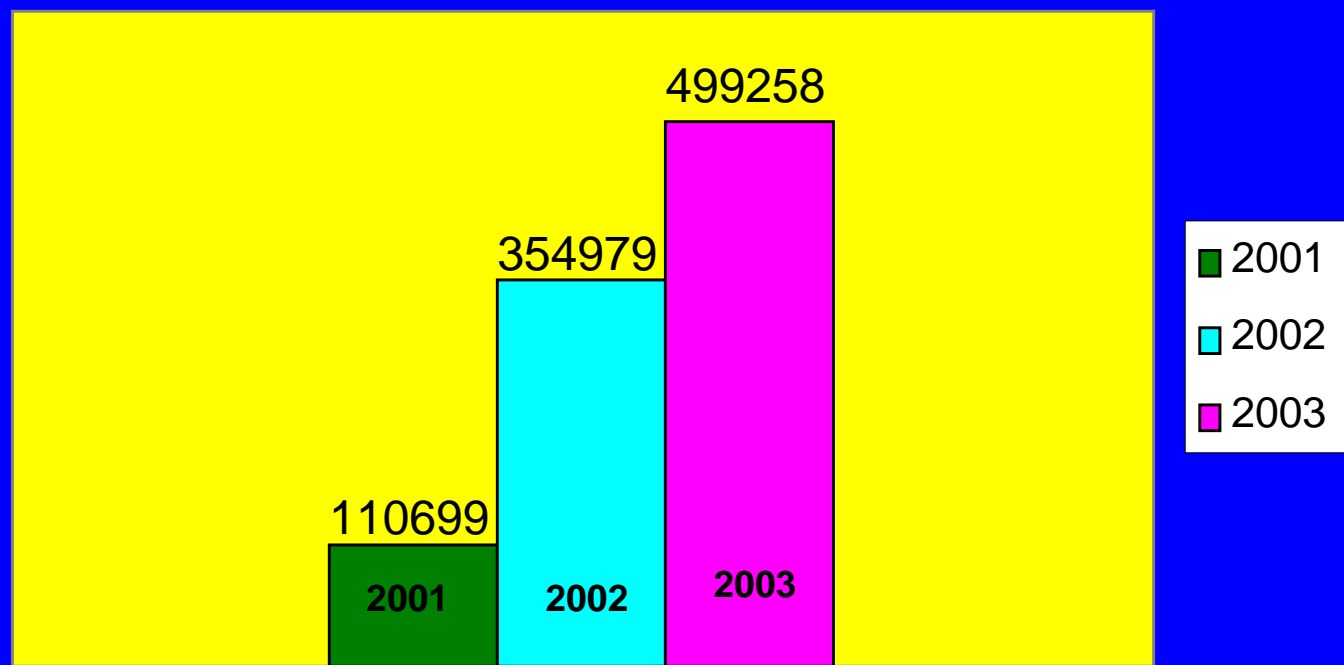
Product type	Number of cases registered by customs	%	Number of articles seized	%	Comparison 2002-2003 in % by articles seized
Foodstuffs, alcoholic and other drinks	0	0	0	0	---
Perfumes and cosmetics	0	0	0	0	- 3765 %
Clothing and accessories	101	31	44939	9	- 56 %
a) Sportswear	11	3	2514	1	+ 166 %
b) Other clothing (ready-to-wear, ...)	27	8	6573	1	- 82 %
c) Clothing accessories (bags, sunglasses, ...)	63	19	35852	7	- 44 %
Electrical equipment	40	12	53861	11	+ 29 %
Computer equipment (computers, screens, ...)	0	0	0	0	- 501 %
CD (audio, games, software, etc.), DVD, cassettes...	9	3	816	0	+ 8060 %
Watches and jewellery	177	53	317571	64	+ 844 %
Toys and games	1	0	21	0	- 99,9 %
Other goods	2	1	1110	0	+ 288 %
Cigarettes	1	0	80940	16	- 42 %
TOTAL	331	100 %	499258	100 %	+ 41 %



2003



Evolution of the number of seized articles between 2001-2003
Austria





2003



*Breakdown by number of cases expressed as % by origin/provenance and by product type
Austria - 2003*

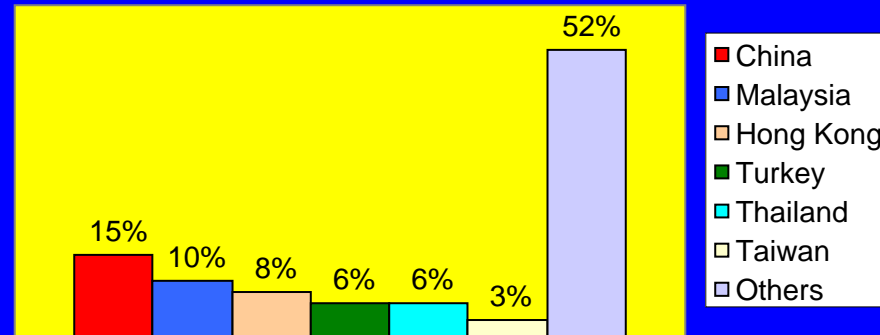
Foodstuffs, alcoholic and other drinks	—							
Perfumes and cosmetics	—							
Clothing and accessories	China 14%	Thailand 13%	Turkey 10%	HongKong 7%	USA 4%	Malaysia 3%	Others 17%	Unknown 32%
a) Sportswear	Thailand 36%	Turkey 18%	Serbia 9%	Kazachstan 9%	China 9%	Unknown 18%		
b) Other clothing (ready-to-wear, ...)	Thailand 22%	Vietnam 7%	India 4%	Bulgaria 4%	Turkey 4%	Unknown 59%		
c) Clothing accessories (bags, sunglasses, ...)	China 21%	HongKong 11%	Turkey 11%	Thailand 5%	USA 6%	Switzerland 5%	Others 18%	Unknown 23%
Electrical equipment	China 50%	Taiwan 13%	HongKong 10%	Mozambique 8%	UAE 3%	Slovakia 3%	Others 8%	Unknown 5%
Computer equipment (computers, screens, ...)	—							
CD (audio, games, software, etc.), DVD , cassettes...	Malaysia 44%	USA 22%	Belarus 22%	UAE 11%	Others 1%			
Watches and jewellery	USA 14%	Malaysia 14%	China 10%	HongKong 9%	Thailand 4%	Turkey 3%	Others 13%	Unknown 33%
Toys and games	HongKong 100%							
Other goods	Switzerland 50%	Malaysia 50%						
Cigarettes	Hungary 100%							
TOTAL	China 15%	Malaysia 10%	HongKong 8%	Turkey 6%	Thailand 6%	Taiwan 3%	Others 34%	Unknown 28%



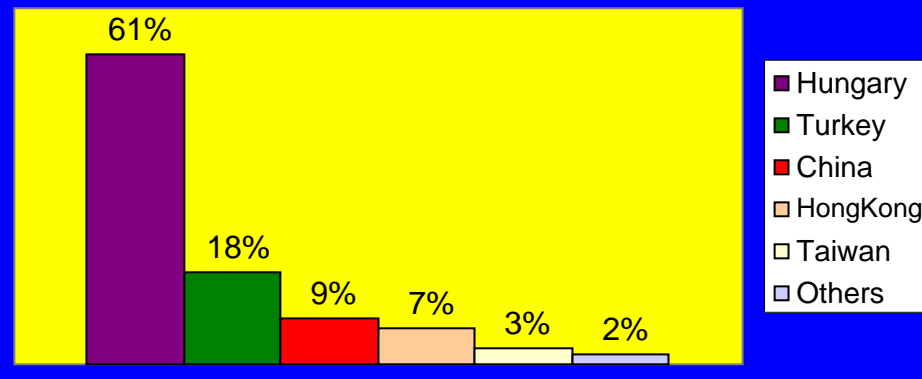
2003



*Breakdown by number of cases and by origin-
Austria 2003*



*Breakdown by number of seized articles and by
origin – Austria 2003*





2003



*Breakdown by number of cases expressed as % by right holder and by product type
Austria 2003*

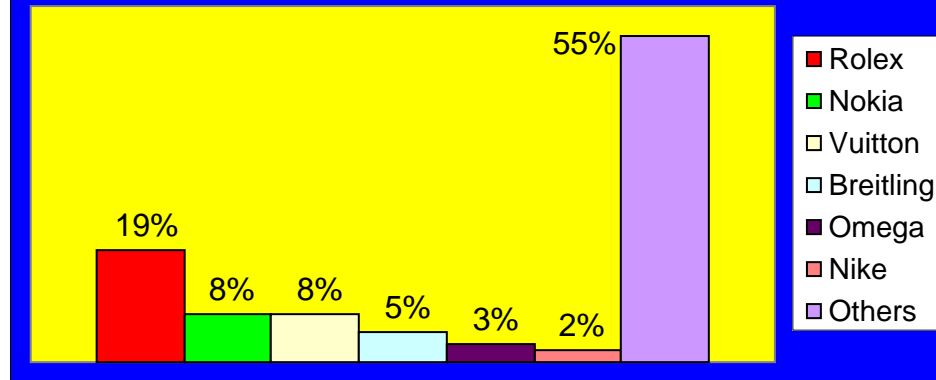
Foodstuffs, alcoholic and other drinks	—							
Perfumes and cosmetics	—							
Clothing and accessories	L.Vuitton 26%	Dior 11%	Adidas 6%	Nike 5%	Oakley 3%	Kappa 3%	Prada 3%	Others 43%
a) Sportswear	Adidas 18%	Diesel 9%	Dior 9%	Jeans Pow 9%	Prada 9%	Ralph Lauren 9%	Reebok 9%	Others 28%
b) Other clothing (ready-to-wear, ...)	Gore tex 11%	Adidas 11%	Nike 11%	Hely Hansen 4%	Hermes 4%	Ralph Lauren 4%	Jeans Power 4%	Others 51%
c) Clothing accessories (bags, sunglasses, ...)	L. Vuitton 41%	Dior 14%	Armani 3%	Boss 2%	Casio 2%	F3 2%	New Area 2%	Others 34%
Electrical equipment	Nokia 68%	Siemens 8%	Ericson 8%	Solingen 3%	Mercedes 3%	Motorola 3%	Microsoft 3%	Others 4%
Computer equipment (computers, screens, ...)	—							
CD (audio, games, software, etc.), DVD , cassettes...	Nokia 68%	Ericsson 8%	Dupont 3%	BMW 3%	Mercedes 3%	Microsoft 3%	Motorola 3%	Others 9%
Watches and jewellery	Rolex 35%	Breitling 10%	IWC 6%	Omega 5%	Cartier 5%	Ferrari 3%	BMW 2%	Others 34%
Toys and games	L.Vuitton 100%							
Other goods	Montblanc 100%							
Cigarettes	Superkings 100%							
TOTAL	Rolex 19%	Nokia 8%	L. Vuitton 8%	Breitling 5%	Omega 3%	Nike 2%	Ferrari 2%	Others 53%



2003



Breakdown by number of cases by right holder



Breakdown by number of seized articles by right holder

