



# 2003



*Breakdown of number of cases registered and number of articles seized by product type  
Germany - 2003*

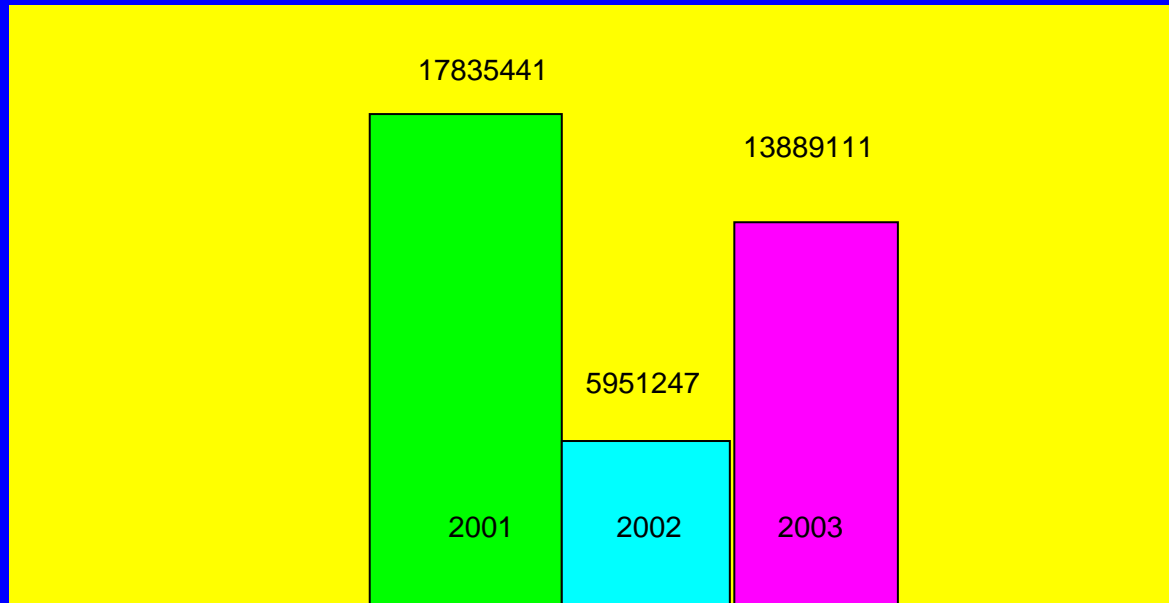
Product type	Number of cases registered by customs	%	Number of articles seized	%	Comparison 2002-2003 in % by articles seized
<b>Foodstuffs, alcoholic and other drinks</b>	7	0,3	1215801	8,8	+ 9422%
<b>Perfumes and cosmetics</b>	25	1	70289	0,5	+ 26%
<b>Clothing and accessories</b>	1575	60,9	612734	4,4	-61%
a) Sportswear	537	20,8	16781	2,7	-6%
b) Other clothing (ready-to-wear, ...)	580	22,4	351018	57,3	-76%
c) Clothing accessories (bags, sunglasses, ...)	458	17,7	244936	40	+125%
<b>Electrical equipment</b>	60	2,3	143891	1	-28%
<b>Computer equipment</b> (computers, screens, ...)	15	0,6	18857	0,1	+1752%
<b>CD</b> (audio, games, software, etc.), <b>DVD, cassettes...</b>	172	6,6	2995970	21,6	+981%
<b>Watches and jewellery</b>	374	14,5	37273	0,3	+23%
<b>Toys and games</b>	137	5,3	3599120	25,9	+13747%
<b>Other goods</b>	152	5,9	291749	2,1	- 41%
<b>Cigarettes</b>	70	2,7	4903426	35,3	+49%
<b>TOTAL</b>	<b>2 587</b>	<b>100 %</b>	<b>13 889 111</b>	<b>100 %</b>	<b>+133 %</b>



2003



Evolution of the number of seized articles between 2001-2003  
GERMANY





# 2003



**Breakdown by number of cases expressed as % by origin/provenance and by product type  
Germany - 2003**

<b>Foodstuffs, alcoholic and other drinks</b>	Turkey 43%	Poland 43%	NC* 14%					
<b>Perfumes and cosmetics</b>	Turkey 20%	Poland 20%	Latvia 16%	China 12%	Switzerland 12%	UAE 8%	Hong Kong 8%	Uzbekistan 4%
<b>Clothing and accessories</b>	Thailand 40%	Czech Rep 11,7%	China 10,6%	Turkey 8,4%	Poland 6,9%	Vietnam 4,1%	Hong Kong 3,1%	OTHERS 15,2%
a) Sportswear	Thailand 73,1%	Czech Rep 7,3%	China 4,1%	Brasil 3%	Poland 2,6%	Hong Kong 1,3%	OTHERS 6,4%	NC* 2,2%
b) Other clothing (ready-to-wear, ...)	Thailand 25%	Czech Rep 17%	Poland 13%	China 12%	Vietnam 9%	Turkey 9%	Hong Kong 3%	OTHERS 12%
c) Clothing accessories (bags, sunglasses, ...)	Thailand 20%	China 17%	Turkey 16%	Czech Rep 10%	UAE 5%	Hong Kong 5%	USA 4%	OTHERS 23%
<b>Electrical equipment</b>	China 40%	Hong Kong 35%	Thailand 7%	UAE 5%	USA 3%	Korea 3%	Turkey 3%	OTHERS 4%
<b>Computer equipment (computers, screens, ...)</b>	China 60%	Hong Kong 13%	Poland 13%	Korea 7%	USA 7%			
<b>CD (audio, games, software, etc.), DVD, cassettes...</b>	Thailand 32%	Malaysia 13%	Poland 10%	Pakistan 9%	China 7%	Hong Kong 7%	USA 5%	OTHERS 17%
<b>Watches and jewellery</b>	USA 16%	Poland 16%	Thailand 14%	China 11%	Hong Kong 9%	Czech Rep 7%	Turkey 5%	OTHERS 12%
<b>Toys and games</b>	Thailand 68%	Ukraine 7%	China 6%	Hong Kong 3%	USA 3%	Poland 3%	Netherlands 2%	OTHERS 8%
<b>Other goods</b>	China 33%	Hong Kong 13%	Poland 8%	Thailand 7%	Turkey 5%	Malaysia 5%	USA 5%	OTHERS 24%
<b>Cigarettes</b>	Poland 56%	Romania 16%	China 9%	Greece 4%	Ukraine 4%	Czech Rep 2%	NC* 9%	
<b>TOTAL</b>	<b>Thailand 33%</b>	<b>China 12%</b>	<b>Poland 10%</b>	<b>Czech Rep 8%</b>	<b>Turkey 6%</b>	<b>USA 4%</b>	<b>Malaysia 3%</b>	<b>OTHERS 24%</b>

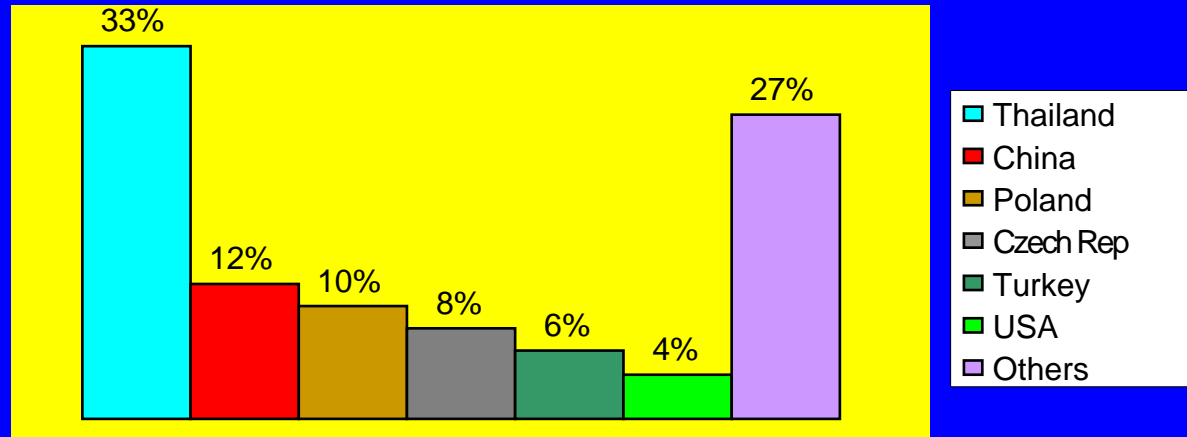
NC\* : Not communicated



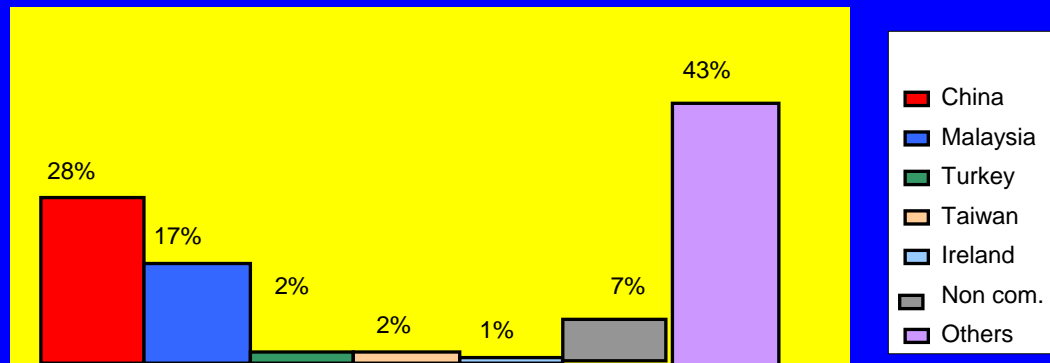
2003



*Breakdown by number of cases expressed as % by origin/provenance*



*Breakdown by number of seized articles by origin*





2003



*Breakdown by number of cases expressed as % by right holder and by product type  
Germany - 2003*

<b>Foodstuffs, alcoholic and other drinks</b>	DISNEY 43%	KONAR L. 29%	WARNER 14%	NC* 14%				
<b>Perfumes and cosmetics</b>	BOSS 21%	GUCCI 13%	JOOP 13%	DAVIDOFF 8%	LANCASTER 8%	EUROCOS 8%	YSL 4%	OTHERS 25%
<b>Clothing and accessories</b>	NIKE 23%	ADIDAS 13%	VUITTON 11%	PUMA 5%	DIESEL 4%	FERRARI 4%	NOKIA 3%	OTHERS 37%
a) Sportswear	NIKE 50%	ADIDAS 24%	PUMA 7%	REEBOK 6%	FERRARI 3%	BMW 2%	DAIMLER 1%	OTHERS 7%
b) Other clothing (ready-to-wear, ...)	NIKE 13%	ADIDAS 10%	DIESEL 7%	PUMA 6%	BOSS 6%	FERRARI 6%	BMW 3%	OTHERS 49%
c) Clothing accessories (bags, sunglasses, ...)	VUITTON 35%	NOKIA 11%	GUCCI 8%	DIESEL 4%	BOSS 4%	NIKE 3%	BMW 1%	OTHERS 34%
<b>Electrical equipment</b>	PHILIPS 22%	NOKIA 20%	SONY 14%	DVD FOR. 5%	PANASONIC 5%	DISNEY 3%	MOTOROLA 3%	OTHERS 28%
<b>Computer equipment</b> (computers, screens, ...)	INTEL 40%	PHILIPS 33%	DVD FORM. 13%	RONAMI 7%	NOKIA 7%			
<b>CD</b> (audio, games, software, etc.), <b>DVD</b> , <b>cassettes...</b>	MPA 30%	NINTENDO 30%	IFPI 15%	PHILIPS 10%	DVD FORM. 6%	SONY 5%	MICROSOFT 3%	OTHERS 1%
<b>Watches and jewellery</b>	ROLEX 24%	BREITLING 9%	GUCCI 6%	FERRARI 6%	SWATCH 6%	CARTIER 5%	VUITTON 3%	OTHERS 41%
<b>Toys and games</b>	NINTENDO 66%	DISNEY 7%	MPA 5%	DAIMLER 3%	WARNER 2%	SONY 1%	TOYOTA 1%	OTHERS 15%
<b>Other goods</b>	NOKIA 16%	MONBLANC 8%	DISNEY 5%	LECREUSET 5%	CHRYSLER 4%	PFIZER 4%	EPAL 4%	OTHERS 54%
<b>Cigarettes</b>	REEMTSMAN 40%	BRITISH AMER. 28%	PH. MORRIS 26%	IMPER. TOB. 5%	SOVEREIGN 1%			
<b>TOTAL</b>	NIKE 15%	12%	VU TON 7%	NINT DO 6%	4%	NOKIA 3%	PUMA 3%	OTHERS 50%

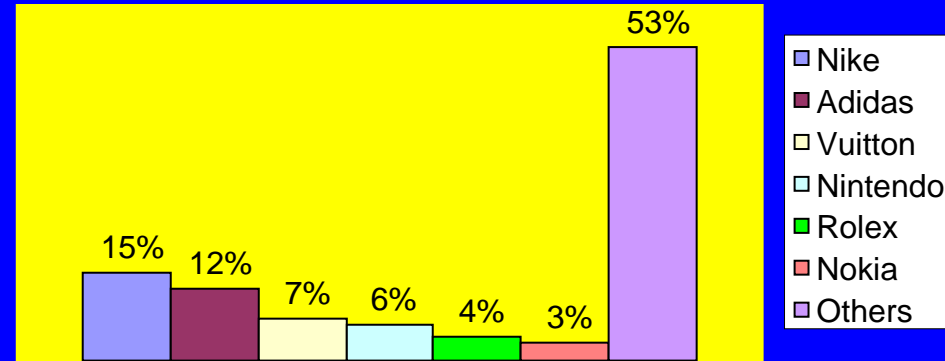
NC\* : Non communiqué



2003



Breakdown by number of cases by right holder



Breakdown by number of seized articles by right holder

