



2003




*Breakdown by number of cases registered and articles seized by type of product
Sweden - 2003*

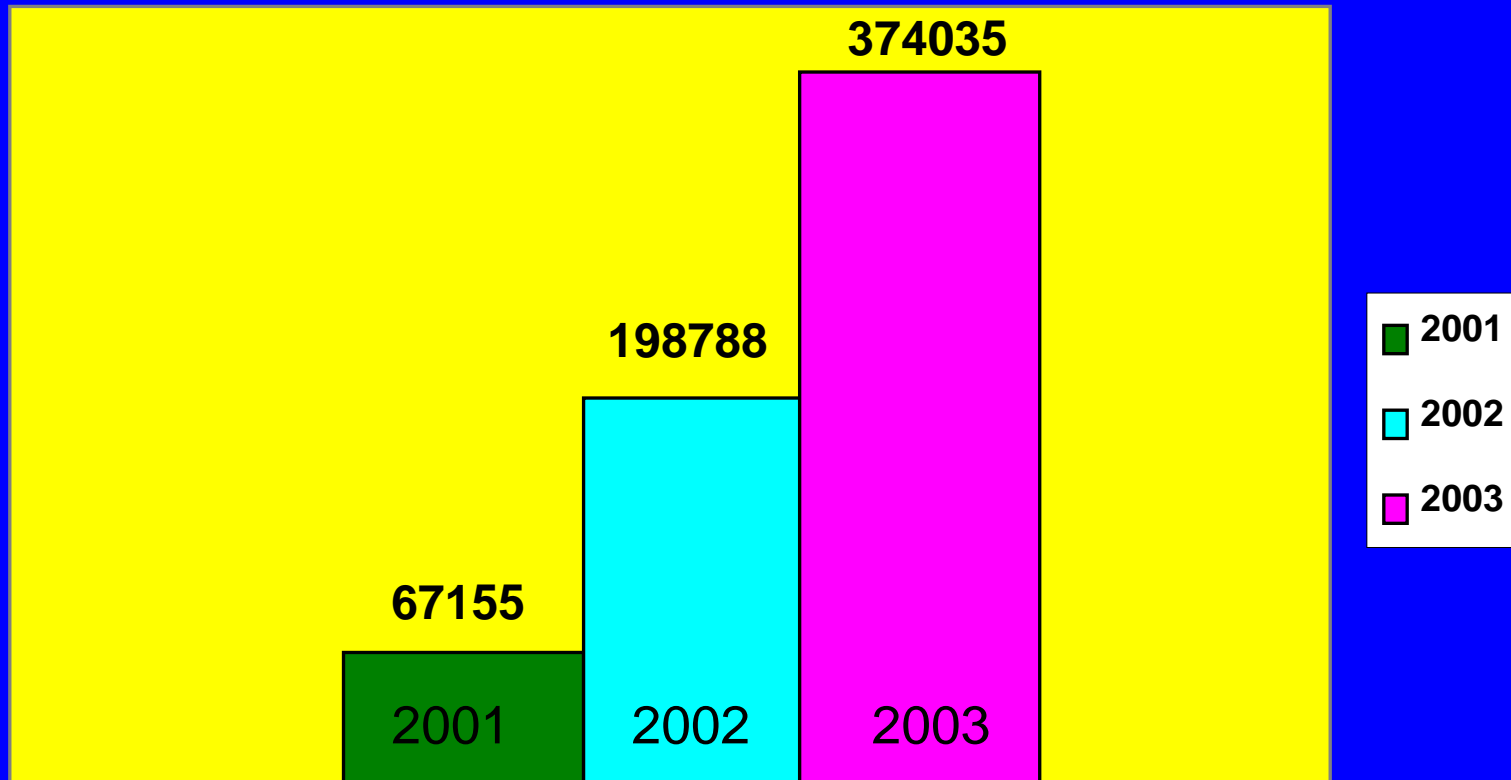
Product type	Number of cases registered by Customs	%	Number of articles seized	%	Comparison 2002-2003 in % of the number of articles
Foodstuffs, alcoholic and other drinks	1	0,3	119808	32	+119808%
Perfumes and cosmetics	1	0,3	13	0	+13%
Clothing and accessories	223	56,3	96677	26	+117%
a) Sportswear	30	7,6	19439	5	+369%
b) Other clothing (ready-to-wear,...)	116	29,3	68717	18	-79%
c) Clothing accessories	77	19,4	8521	2	-62%
Electrical equipment	6	1,5	2700	1	-89%
Computer equipment (computer, screens...)	--	--	--	--	--
CD (audio, games, software ...), DVD, cassettes,	17	4,3	566	0	+607%
Watches and jewellery	23	5,8	2319	1	-18%
Toys and games	35	8,8	30445	8	-23%
Other goods	90	22,7	121507	32	-87%
Cigarettes	--	--	--	--	--
TOTAL	396	100	374035	100	+88%



2003



Evolution of the number of articles seized between 2001-2003-Sweden





2003




*Breakdown by number of cases expressed as % by provenance or origin of goods
Sweden - 2003*

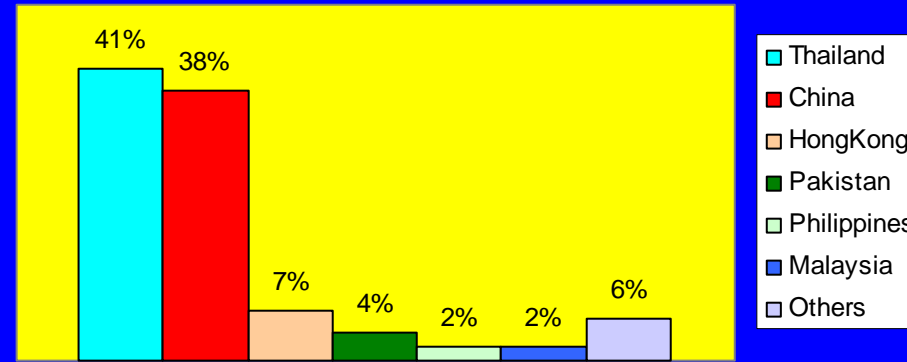
Foodstuffs, alcoholic and other drinks	Georgia 100%							
Perfumes and cosmetics	UAE 100%							
Clothing and accessories	Thailand 62%	China 23%	Pakistan 6%	HongKong 4%	Philippines 2%	UAE 1%	Estonia 1%	Turkey 1%
a) Sportswear	Thailand 80%	Pakistan 14%	China 3%	Estonia 3%				
b) Other clothing (ready-to-wear...)	Thailand 65%	China 28%	Pakistan 5%	HongKong 2%				
c) Clothing accessories	Thailand 52%	China 23%	HongKong 8%	Pakistan 5%	Philippines 5%	UAE 5%	Ukraine 1%	Turkey 1%
Electrical equipment	HongKong 50%	China 33%	Norway 17%					
Computer equipment (computers,screens...)	-							
CD (audio, software etc. ...), DVD, cassettes, etc.	Thailand 47%	China 29%	Malaysia 24%					
Watches and jewellery	China 53%	HongKong 17%	Sweden 13%	Ukraine 9%	Thailand 4%	UAE 4%		
Toys and games	China 66%	Thailand 17%	HongKong 6%	Malaysia 6%	UAE 3%	Peru 2%		
Other goods	China 62%	HongKong 12%	Thailand 11%	Jordan 4%	Taiwan 3%	Norway 2%	Philippines 2%	Others 4%
Cigarettes	-							
TOTAL	Thailand 41%	China 38%	HongKong 7%	Pakistan 4%	Philippines 2%	UAE 2%	Malaysia 2%	Others 4%



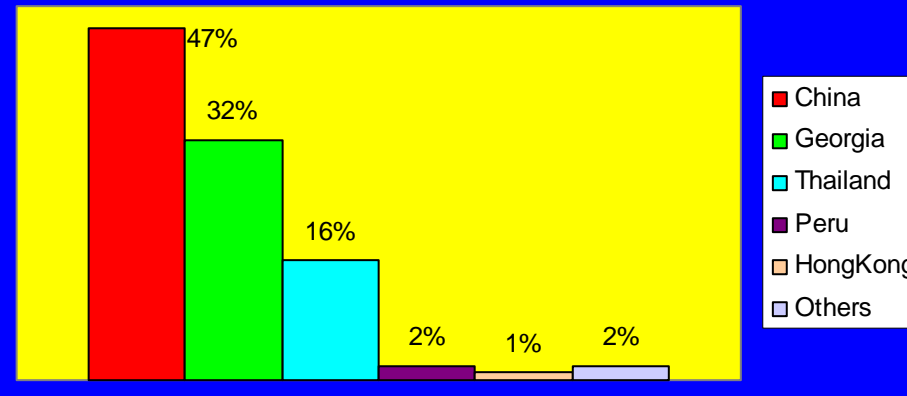
2003



Breakdown by number of cases and by origin-Sweden 2003



Breakdown by number of articles seized and by origin-Sweden 2003





2003




*Breakdown by number of cases expressed as % by trademark and product type
Sweden - 2003*

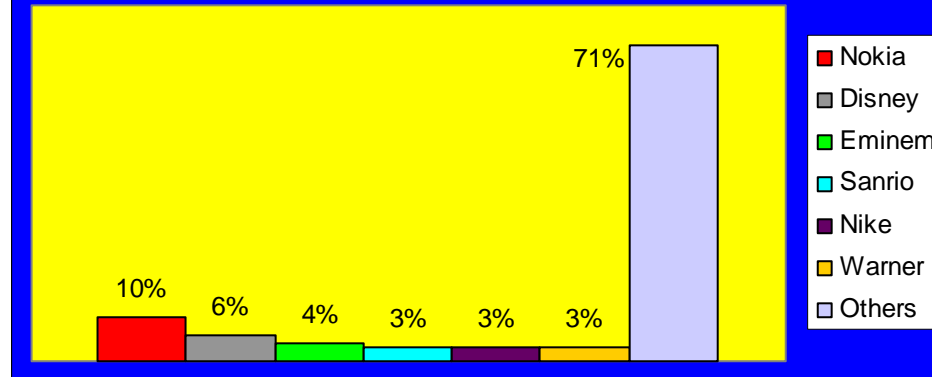
Foodstuffs,alcoholic and other drinks	COCACOLA 100%							
Perfumes and cosmetics	HBOSS 100%							
Clothing and accessories	EMINEM 7%	ADIDAS 6%	NIKE 5%	FOX 4%	DISNEY 3%	VUITTON 3%	RLAUREN 3%	OTHERS 69%
a) Sportswear	REALMAD 17%	ARSENAL 13%	EMINEM 13%	AJAX 10%	ADIDAS 10%	NORTHFACE 10%	TheFA 7%	OTHERS 20%
b) Other clothing (ready-to-wear...)	EMINEM 7%	ADIDAS 5%	DISNEY 5%	NIKE 4%	FOX 4%	IRONMAID. 4%	RLAUREN 4%	OTHERS 67%
c) Clothing accessories sacs, lunettes,...)	VUITTON 8%	ADIDAS 5%	FOX 5%	MERCEDES 4%	EMINEM 4%	GUCCI 4%	LACOSTIE 4%	OTHERS 66%
Electrical equipment	NOKIA 50%	NIKE 17%	REALMAD 17%	SONY 16%				
Computer equipment (computer,screens ...)	-							
CD (audio,software...), DVD, cassettes, etc.	WARNER 12%	UNIVERSAL 12%	20thCENTURY 12%	DC COMICS 6%	NEWLINE 6%	MGM 6%	NINIENDO 6%	OTHERS 40%
Watches and jewellery	SANRIO 13%	DISNEY 13%	ROLEX 13%	HELKITTY 9%	SNOOPY 9%	GLITTER 4%	GUCCI 4%	OTHERS 35%
Toys and games	DISNEY 20%	SANRIO 17%	WARNER 9%	UFS 9%	EA 6%	BBC 6%	COCACOLA 3%	OTHERS 50%
Other products	NOKIA 29%	DISNEY 9%	SANRIO 6%	COCA COLA 4%	UFS 4%	WARNER 4%	BMW 2%	OTHERS 42%
Cigarettes	-							
TOTAL	NOKIA 10%	DISNEY 6%	SANRIO 3%	EMINEM 4%	NIKE 3%	WARNER 3%	FOX 2%	OTHERS 69%



2003



Breakdown by number of cases and by trademark- Sweden 2003



Breakdown by number of articles seized and by trademark-Sweden 2003

