



# 2003



*Breakdown by number of cases registered and articles seized by type of product  
Luxembourg - 2003*

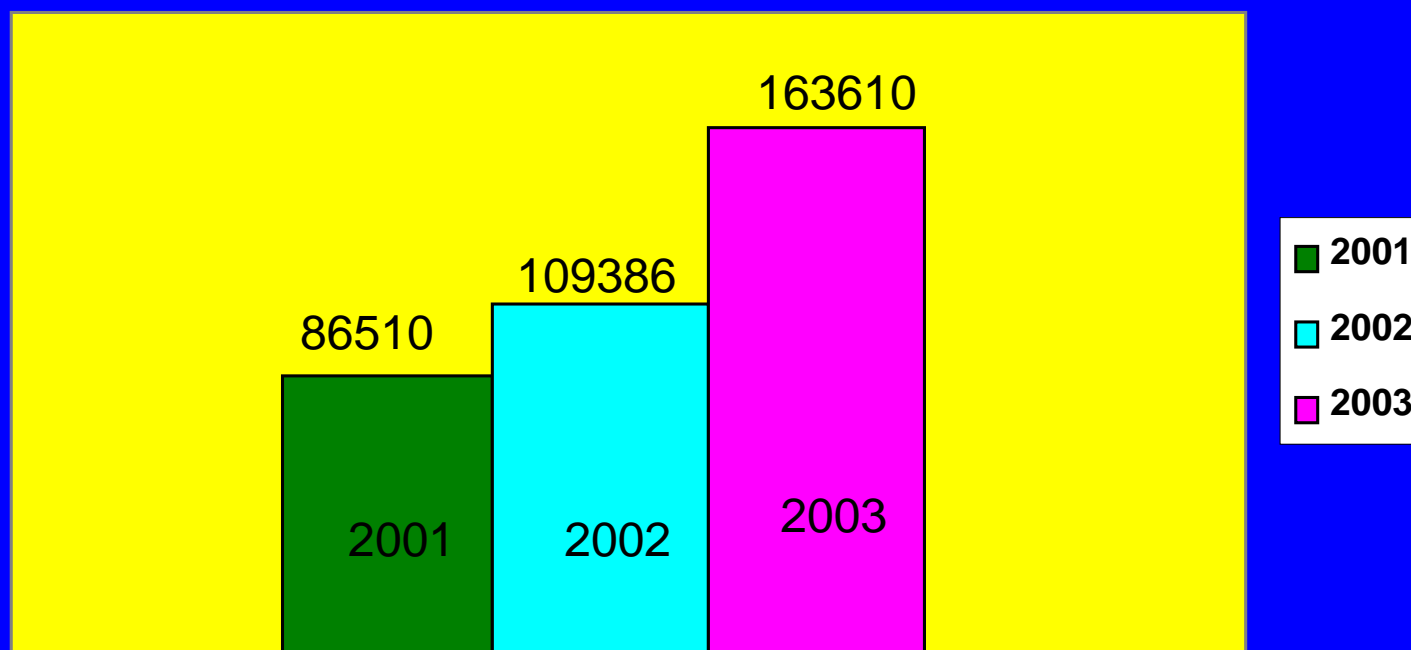
Product type	Number of cases registered by Customs	%	Number of articles seized	%	Comparison 2002-2003 in % of the number of articles
<b>Foodstuffs, alcoholic and other drinks</b>	<b>0</b>	<b>0</b>	<b>0</b>	<b>0</b>	--
<b>Perfumes and cosmetics</b>	<b>0</b>	<b>0</b>	<b>0</b>	<b>0</b>	--
<b>Clothing and accessories</b>	<b>10</b>	<b>14,08</b>	<b>20840</b>	<b>12,75</b>	<b>+ 77 %</b>
a) Sportswear	0	0	0	0	--
b) Other clothing (ready-to-wear...)	7	9,86	731	0,45	+ 100 %
c) Clothing accessories	3	4,23	20109	12,30	+ 643 %
<b>Electrical equipment</b>	<b>24</b>	<b>33,80</b>	<b>8244</b>	<b>5,04</b>	<b>+ 2 %</b>
<b>Computer equipment (computers, screens...)</b>	<b>0</b>	<b>0</b>	<b>0</b>	<b>0</b>	--
<b>CD (audio, games, software...), DVD, cassettes, etc.</b>	<b>0</b>	<b>0</b>	<b>0</b>	<b>0</b>	--
<b>Watches and jewellery</b>	<b>36</b>	<b>50,70</b>	<b>25686</b>	<b>75,71</b>	<b>+ 74 %</b>
<b>Toys and games</b>	<b>1</b>		<b>108840</b>	<b>66,56</b>	<b>+ 108840 %</b>
<b>Other goods</b>	<b>0</b>	<b>0</b>	<b>0</b>	<b>0</b>	<b>- 514 %</b>
<b>Cigarettes</b>	--				
<b>TOTAL</b>	<b>71</b>	<b>100 %</b>	<b>163610</b>	<b>100 %</b>	<b>+ 49 %</b>



2003



## Evolution of the number of articles seized between 2001-2003 - Luxembourg





2003



*Breakdown by number of cases expressed as % by origine or provenance  
Luxembourg - 2003*

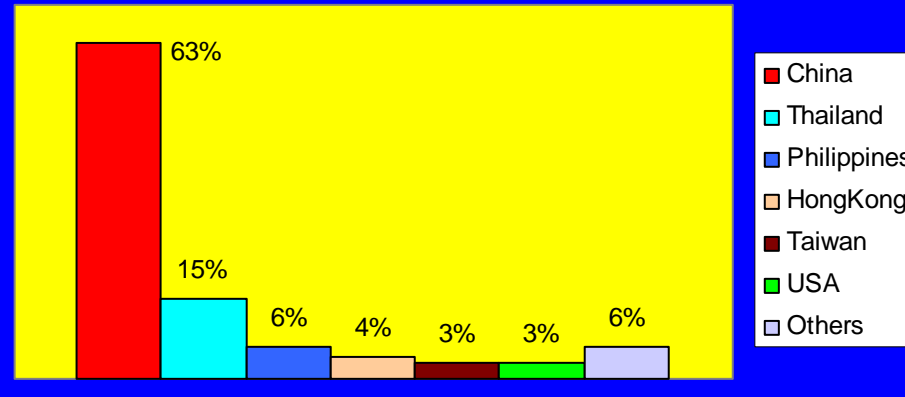
<b>Foodstuffs, alcoholic and other drinks</b>	-							
<b>Perfumes and cosmetics</b>	-							
<b>Clothing and accessories</b>	<b>Philippines 44%</b>	<b>Thailand 33%</b>	<b>Pakistan 11%</b>	<b>Korea 11%</b>	<b>China 11%</b>			
a) Sportswear	-							
b) Other clothing (ready-to-wear...)	Pakistan 14%	Thailand 43%	Philippines 43%					
c) Clothing accessories (bags, sunglasses...)	Korea 33,4%	Philippines 33,3%	China 33,3%					
<b>Electrical equipment</b>	<b>Chine 92%</b>	<b>Taiwan 8%</b>						
<b>Computer equipment</b>	-							
<b>CD (audio,games, software ...), DVD, cassettes, etc.</b>	-							
<b>Watches and jewellery</b>	<b>China 60%</b>	<b>Thailand 22%</b>	<b>HongKong 6%</b>	<b>USA 6%</b>	<b>UAE 6%</b>			
<b>Toys and games</b>	<b>HongKong 100%</b>							
<b>Other goods</b>	-							
<b>Cigarettes</b>	-							
<b>TOTAL</b>	<b>China 63 %</b>	<b>Thailand 15 %</b>	<b>Philippines 6 %</b>	<b>Hong Kong 4 %</b>	<b>Taiwan 3 %</b>	<b>USA 3 %</b>	<b>UAE 3 %</b>	<b>Others 3 %</b>



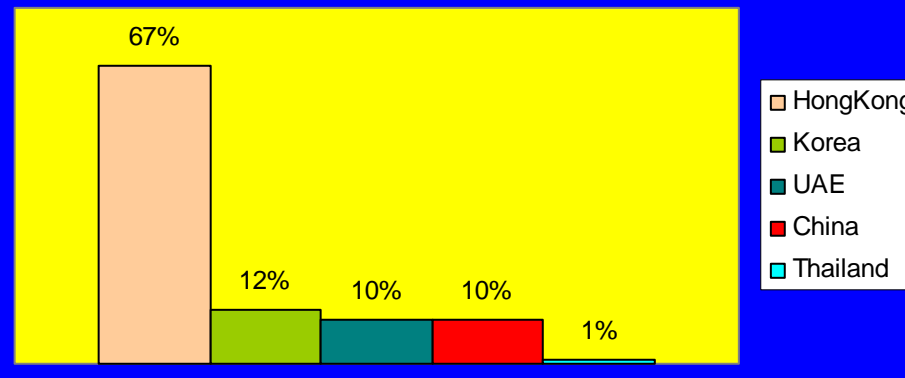
2003



Breakdown by number of cases and by origin-Luxembourg 2003



Breakdown by number of articles seized and by origin-Luxembourg 2003





2003



*Breakdown by number of cases expressed as % by trademark and product type  
Luxembourg - 2003*

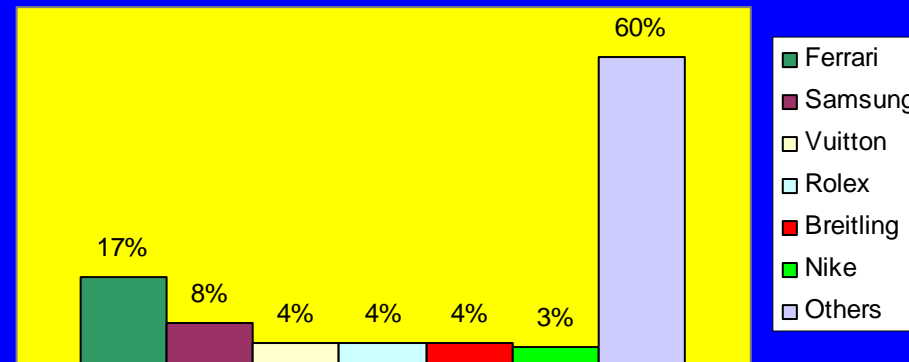
Foodstuffs, alcoholic and other drinks	-							
Perfumes and cosmetics	-							
Clothing and accessories	VUITTON 34%	NIKE 18%	CK 8%	FERRARI 8%	DAIMLER 8%	BMW 8%	T.HILFIGER 8%	LACOSTE 8%
a) Sportswear	-							
b) Other clothing (ready-to-wear...)	VUITTON 30%	T.HILFIGER 14%	CK 14%	BMW 14%	FERRARI 14%	DAIMLER 14%		
c) Clothing accessories	NIKE 50%	VUITTON 50%						
Electrical equipment	SAMSUNG 25%	SIEMENS 13%	ALCATEL 13%	MOTOROLA 13%	NOKIA 13%	ATM 4%	SONY 4%	OTHERS 15%
Computer equipment (computers,screens...)	-							
CD (audio, games,software ...), DVD, cassettes, etc.	-							
Watches and jewellery	FERRARI 32%	ROLEX 9%	BREITLING 9%	COCA COLA 6%	VUITTON 6%	ADIDAS 6%	GUCCI 6%	OTHERS 26%
Toys and games	HASBRO 100%							
Other goods	-							
Cigarettes	-							
<b>TOTAL</b>	<b>FERRARI 17%</b>	<b>SAMSUNG 8%</b>	<b>VUITTON 4%</b>	<b>ROLEX 4%</b>	<b>BREITLING 4%</b>	<b>NIKE 3%</b>	<b>BMW 3%</b>	<b>OTHERS 57%</b>



2003



Breakdown by number of cases and by trademark-Luxembourg 2003



Breakdown by number of articles seized and by trademark-Luxembourg 2003

